

# DHARMESH PARIKH & CO.

## CHARTERED ACCOUNTANTS

303/304, "Milestone", Nr. Drive-in-Cinema, Opp.T.VTower, Thaltej,  
Ahmedabad-380 054. Phone: 91-79-27474466 Fax: 91-79-27479955

### Independent Auditor's Report To the Members of Adani Green Energy (UP) Limited

#### Report on the audit of the Standalone Financial Statements

##### Opinion

We have audited the accompanying Standalone Financial Statements of Adani Green Energy (UP) Limited ("the Company"), which comprise the Balance Sheet as at 31<sup>st</sup> March, 2020, the Statement of Profit and Loss (including other comprehensive income), the Statement of Cash Flows and the Statement of Changes in Equity for the year then ended, and a summary of significant accounting policies and other explanatory information (herein after referred to as "Standalone Financial Statements").

In our opinion and to the best of our information and according to the explanations given to us, the aforesaid standalone financial statements give the information required by the Companies Act, 2013 ("the Act") in the manner so required and give a true and fair view in conformity with the Indian Accounting Standards prescribed under section 133 of the Act read with the Companies (Indian Accounting Standards) Rules, 2015, as amended, ("Ind AS") and other accounting principles generally accepted in India, of the state of affairs of the Company as at 31<sup>st</sup> March, 2020, the loss and total comprehensive loss, changes in equity and its cash flows for the year ended on that date.

##### Basis for Opinion

We conducted our audit of the standalone financial statements in accordance with the Standards on Auditing specified under section 143(10) of the Act (SAs). Our responsibilities under those Standards are further described in the Auditor's Responsibilities for the Audit of the Standalone Financial Statements section of our report. We are independent of the Company in accordance with the Code of Ethics issued by the Institute of Chartered Accountants of India (ICAI) together with the independence requirements that are relevant to our audit of the standalone financial statements under the provisions of the Act and the Rules made there under, and we have fulfilled our other ethical responsibilities in accordance with these requirements and the ICAI's Code of Ethics. We believe that the audit evidence we have obtained is sufficient and appropriate to provide a basis for our audit opinion on the standalone financial statements.

##### Key Audit Matters

Key audit matters are those matters that, in our professional judgment, were of most significance in our audit of the financial statements of the current period. These matters were addressed in the context of our audit of the financial statements as a whole, and in forming our opinion thereon, and we do not provide a separate opinion on these matters.

##### Description of Key Audit Matters

#### 1. Adoption of Ind AS 116, Leases (Refer Note 3(q), 4.2 and 32 to the financial statements)

The Key audit matters	How the matter was addressed in our audit
<p>Effective 1 April 2019, Ind AS 116 replaces the existing standard Ind AS 17 and specifies how an entity will recognize, measure, present and disclose leases.</p> <p>The standard provides a single lease accounting model, requiring lessees to recognize a right of use asset ("ROU asset") and a corresponding liability on the lease commencement date. It provides exemption for leases with lease term of 12 months or less or the underlying asset has a low value.</p> <p>The Company has applied Ind AS 116. We considered the first-time application of the standard as a key audit matter due to the judgement needed in establishing the underlying key assumptions.</p>	<p>Our procedures included the following:</p> <ul style="list-style-type: none"><li>Assessing the accounting regarding leases with reference to consistency with the definitions of Ind AS 116. This includes factors such as lease term, discount rate and measurement principles;</li><li>Testing completeness of the lease data as at 31 March 2019 by reconciling the Company's operating lease commitments to the underlying data used in computing the ROU asset and Lease liability;</li><li>Assessing the transition to Ind AS 116 by verifying consistency with the definitions and practical expedients of Ind AS 116;</li></ul>

# DHARMESH PARIKH & CO.

## CHARTERED ACCOUNTANTS

303/304, "Milestone", Nr. Drive-in-Cinema, Opp.T.VTower, Thaltej,  
Ahmedabad-380 054. **Phone: 91-79-27474466 Fax: 91-79-27479955**

	<ul style="list-style-type: none"> <li>• Examining the Company's judgement in establishing the underlying assumptions. This includes assessing the discount rate used in determining the lease liability;</li> <li>• Testing a sample of lease agreements, selected on a random basis, to understand the terms and conditions of the lease arrangements entered with lessors and possible accounting and disclosure implications thereof;</li> <li>• Evaluating the application of Ind AS 116 by testing the resulting impact on the Balance Sheet and Statement of Profit and Loss;</li> <li>• Focusing on the adequacy of disclosures related to adoption of Ind AS 116 including key assumptions in the notes to the financial statements.</li> </ul>
--	--

### 2. Change in method of charging depreciation and amortization expense for Property, Plant & Equipment and Intangible Assets (Refer Note 45 to the financial statements)

The Key audit matters	How the matter was addressed in our audit
<p>Effective 1 April 2019, method of providing depreciation and amortization for Property, Plant &amp; Equipment and Intangible Assets by the Company has been changed to Straight Line Method from Written Down Value Method. This change is aligned with the change in Company's expectation of the pattern of consumption of the economic benefits arising from these assets in future as against the past and technical evaluation.</p> <p>The Company has accounted for this change in estimate prospectively i.e. the carrying value of Property, Plant &amp; Equipment and Intangible Assets as at 1 April 2019 will be depreciated/amortised over the remaining useful life of each such asset.</p> <p>The audit of change in method of charging depreciation and amortization required our significant attention to evaluate Company's expectation of change in the pattern of consumption of the economic benefits arising from these assets. Therefore, we have identified change in the method of charging depreciation and amortization as key audit matter.</p>	<p>Our procedures included the following:</p> <ul style="list-style-type: none"> <li>• Challenging the Company's assessment underlying the change in expected pattern of consumption of the future economic benefits arising from Property, Plant &amp; Equipment and Intangible assets;</li> <li>• Comparing method of depreciation applied by the Company with other companies in the same industry;</li> <li>• Checking the accuracy and completeness of Company's accounting entry of depreciation and amortization in accordance with the revised estimate;</li> <li>• Assessing whether the accounting treatment and underlying working pursuant to the change in this estimate was in accordance with the relevant guidance under the Indian Accounting Standards.</li> </ul>

# **DHARMESH PARIKH & CO.**

## **CHARTERED ACCOUNTANTS**

303/304, "Milestone", Nr. Drive-in-Cinema, Opp.T.VTower, Thaltej,  
Ahmedabad-380 054. **Phone: 91-79-27474466 Fax: 91-79-27479955**

### **Independent Auditor's Report**

#### **To the Members of Adani Green Energy (UP) Limited (Continue)**

#### **Other Information**

The Company's board of directors is responsible for the preparation of the other information. The other information comprises the information included in the Management Discussion and Analysis, Board's Report including Annexure to Board's Report, Business Responsibility Report, Corporate Governance and Shareholder's Information, but does not include the financial statements and our auditor's report thereon.

Our opinion on the financial statements does not cover the other information and we do not express any form of assurance conclusion thereon.

In connection with our audit of the financial statements, our responsibility is to read the other information and, in doing so, consider whether the other information is materially inconsistent with the standalone financial statements or our knowledge obtained during the course of our audit or otherwise appears to be materially misstated. If, based on the work we have performed, we conclude that there is a material misstatement of this other information, we are required to report that fact. We have nothing to report in this regard.

#### **Management's Responsibility for the Standalone Financial Statements**

The Company's Board of Directors is responsible for the matters stated in Section 134(5) of the Companies Act, 2013 ("the Act") with respect to the preparation and presentation of these Standalone Financial Statements that give a true and fair view of the financial position, financial performance including other comprehensive income, cash flows and changes in equity of the Company in accordance with the accounting principles generally accepted in India, including the applicable Indian Accounting Standards (Ind AS) prescribed under Section 133 of the Act, read with the Companies (Indian Accounting Standards) Rules, 2015, as amended.

This responsibility also includes maintenance of adequate accounting records in accordance with the provisions of the Act for safeguarding the assets of the Company and for preventing and detecting frauds and other irregularities; selection and application of appropriate accounting policies; making judgments and estimates that are reasonable and prudent; and design, implementation and maintenance of adequate internal financial controls, that were operating effectively for ensuring the accuracy and completeness of the accounting records, relevant to the preparation and presentation of the Standalone Financial Statements that give a true and fair view and are free from material misstatement, whether due to fraud or error.

In preparing the standalone financial statements, management is responsible for assessing the Company's ability to continue as a going concern, disclosing, as applicable, matters related to going concern and using the going concern basis of accounting unless management either intends to liquidate the Company or to cease operations, or has no realistic alternative but to do so.

The Board of Directors are responsible for overseeing the Company's financial reporting process.

#### **Auditor's Responsibility**

Our objectives are to obtain reasonable assurance about whether the standalone financial statements as a whole are free from material misstatement, whether due to fraud or error, and to issue an auditor's report that includes our opinion. Reasonable assurance is a high level of assurance, but is not a guarantee that an audit conducted in accordance with SAs will always detect a material misstatement when it exists. Misstatements can arise from fraud or error and are considered material if, individually or in the aggregate, they could reasonably be expected to influence the economic decisions of users taken on the basis of these standalone financial statements.

# **DHARMESH PARIKH & CO.**

## **CHARTERED ACCOUNTANTS**

303/304, "Milestone", Nr. Drive-in-Cinema, Opp.T.VTower, Thaltej,  
Ahmedabad-380 054. **Phone: 91-79-27474466 Fax: 91-79-27479955**

### **Independent Auditor's Report**

#### **To the Members of Adani Green Energy (UP) Limited (Continue)**

As part of an audit in accordance with SAs, we exercise professional judgment and maintain professional skepticism throughout the audit. We also:

- Identify and assess the risks of material misstatement of the standalone financial statements, whether due to fraud or error, design and perform audit procedures responsive to those risks, and obtain audit evidence that is sufficient and appropriate to provide a basis for our opinion. The risk of not detecting a material misstatement resulting from fraud is higher than for one resulting from error, as fraud may involve collusion, forgery, intentional omissions, misrepresentations, or the override of internal control.
- Obtain an understanding of internal financial controls relevant to the audit in order to design audit procedures that are appropriate in the circumstances. Under section 143(3)(i) of the Act, we are also responsible for expressing our opinion on whether the Company has adequate internal financial controls system in place and the operating effectiveness of such controls.
- Evaluate the appropriateness of accounting policies used and the reasonableness of accounting estimates and related disclosures made by management.
- Conclude on the appropriateness of management's use of the going concern basis of accounting and, based on the audit evidence obtained, whether a material uncertainty exists related to events or conditions that may cast significant doubt on the Company's ability to continue as a going concern. If we conclude that a material uncertainty exists, we are required to draw attention in our auditor's report to the related disclosures in the standalone financial statements or, if such disclosures are inadequate, to modify our opinion. Our conclusions are based on the audit evidence obtained up to the date of our auditor's report. However, future events or conditions may cause the Company to cease to continue as a going concern.
- Evaluate the overall presentation, structure and content of the standalone financial statements, including the disclosures, and whether the standalone financial statements represent the underlying transactions and events in a manner that achieves fair presentation.

We communicate with those charged with governance regarding, among other matters, the planned scope and timing of the audit and significant audit findings, including any significant deficiencies in internal control that we identify during our audit.

We also provide those charged with governance with a statement that we have complied with relevant ethical requirements regarding independence, and to communicate with them all relationships and other matters that may reasonably be thought to bear on our independence, and where applicable, related safeguards.

#### **Other Matter**

The company has a negative Net Worth for the time being. However considering the fact that the company is presently under the project development stage, has a Power Purchase Agreement with GESCOM, BESCO, BESCO, HESCO, UPPCL and CESC and is able to meet its obligation on account of continuous financial support from its parent entity, the accounts are prepared under Going Concern Basis.

Our report is not modified in respect of the above matter.

#### **Report on Other Legal and Regulatory Requirements**

1. As required by the Companies (Auditor's Report) Order, 2016 ("the Order") issued by the Central Government of India in terms of sub-section (11) of section 143 of the Act, we give in "Annexure A" statement on the matters specified in the paragraph 3 and 4 of the Order, to the extent applicable.

**DHARMESH PARIKH & CO.**  
**CHARTERED ACCOUNTANTS**

303/304, "Milestone", Nr. Drive-in-Cinema, Opp.T.VTower, Thaltej,  
Ahmedabad-380 054. **Phone: 91-79-27474466 Fax: 91-79-27479955**

**Independent Auditor's Report**  
**To the Members of Adani Green Energy (UP) Limited (Continue)**

2. As required by section 143(3) of the Act, we report that:
- a) we have sought and obtained all the information and explanations which to the best of our knowledge and belief were necessary for the purposes of our audit;
  - b) in our opinion proper books of account as required by law have been kept by the Company so far as it appears from our examination of those books;
  - c) the Balance Sheet, the Statement of Profit and Loss, the Statement Cash Flows and the Statement of Changes in Equity dealt with by this Report are in agreement with the books of account;
  - d) in our opinion, the aforesaid Standalone Financial Statements comply with the Indian Accounting Standards specified under Section 133 of the Act, read with the Companies (Indian Accounting Standards) Rules, 2015, as amended;
  - e) on the basis of the written representations received from the directors as on 31<sup>st</sup> March, 2020 taken on record by the Board of Directors, none of the directors is disqualified as on 31<sup>st</sup> March, 2020 from being appointed as a director in terms of Section 164(2) of the Act;
  - f) With respect to the adequacy of the internal financial controls over financial reporting of the Company and the operating effectiveness of such controls, refer to our separate report in 'Annexure B';
  - g) with respect to the other matters to be included in the Auditor's Report in accordance with Rule 11 of the Companies (Audit and Auditors) Rules, 2014, in our opinion and to the best of our information and according to the explanations given to us:
    - i. The Company has disclosed the impact of pending litigations as at 31 March 2020 on its financial position in its financial statements - Refer Note 31 to the financial statements;
    - ii. The Company did not have any long-term contracts including derivative contracts for which there were any material foreseeable losses.
    - iii. There were no amounts which were required to be transferred to the Investor Education and Protection Fund by the Company.
3. **With respect to the matters to be included in the Auditor's Report in accordance with the requirements of section 197(16) of the Act, as amended:**

According to the information and explanations given to us and on the basis of our examination of the records of the Company, managerial remuneration has not been paid /provided. Accordingly, reporting under section 197(16) of the Act is not applicable.

Place: Ahmedabad  
Date: 2<sup>nd</sup> May, 2020

For, **DHARMESH PARIKH & CO.**  
Chartered Accountants  
Firm Reg. No. 112054W

Gothi Kantilal  
Govabhai

Digitally signed by Gothi  
Kantilal Govabhai  
Date: 2020.05.02  
22:46:20 +05'30'

**Kanti Gothi**  
Partner  
Membership No. 127664  
UDIN- 20127664AAAABU7499

# **DHARMESH PARIKH & CO.**

## **CHARTERED ACCOUNTANTS**

303/304, "Milestone", Nr. Drive-in-Cinema, Opp.T.VTower, Thaltej,  
Ahmedabad-380 054. **Phone: 91-79-27474466 Fax: 91-79-27479955**

### **Annexure - A to the Independent Auditor's Report**

#### **RE: Adani Green Energy (UP) Limited**

(Referred to in Paragraph 1 of our Report of even date)

The Annexure referred to in our Independent Auditor's Report to the members of the Company on the Standalone Financial Statements for the year ended 31<sup>st</sup> March, 2020, we report that:

- (i)
  - (a) The Company has maintained proper records showing full particulars, including quantitative details and situation of fixed assets.
  - (b) The Company has a regular programme of physical verification of its fixed assets by which all fixed assets are verified by the management in a phased manner over a period of three years. In accordance with this programme, certain fixed assets were verified during the year and no material discrepancies were noticed on such verification. In our opinion, this periodicity of physical verification is reasonable having regard to the size of the Company and the nature of its assets.
  - (c) According to the information and explanations given to us and based on the examination of the registered sale deed / transfer deed / conveyance deed provided to us, we report that, the title deeds of immovable properties are held in the name of the Company.
- (ii) The inventory has been physically verified by the management during the year. In our opinion, the frequency of verification is reasonable. The discrepancies noticed on verification between the physical stock and the book records were not material and have been appropriately dealt with in the books of accounts.
- (iii) According to the information and explanations given to us, the Company has granted unsecured loans to companies covered in the register maintained under Section 189 of the Act. The Company has not granted any loans, secured or unsecured, to firms, Limited Liability Partnerships or other parties.
  - (a) In our opinion, the rate of interest and other terms and conditions on which the loans have been granted to the Companies listed in the register maintained under Section 189 of the Act were not prejudicial to the Company's interest.
  - (b) According to the information and explanations given to us, schedule of repayment of principal has been stipulated for the loans granted to Companies listed in the register maintained under Section 189 of the Act, the repayment of principal is regular and the loan is interest free hence the question of regular payment of interest does not arise.
  - (c) There is no overdue amount in respect of loans granted to the companies listed in the register maintained under Section 189 of the Act.
- (iv) In our opinion and according to the information and explanations given to us, the Company has not granted any loans, given any guarantees or provided any securities to the parties covered under Section 185 of the Act. Accordingly, compliance under Section 185 of the Act is not applicable to the Company. According to the information and explanations given to us, the Company is engaged in the business of providing infrastructural facilities and accordingly the provisions of Section 186 (except subsection (1) of Section 186) of the Act are not applicable to the Company. In our opinion, and according to the information and explanations given to us, the Company has not made any investment referred in Section 186(1) of the Act, accordingly paragraph 3(iv) of the Order is not applicable to the Company.
- (v) In our opinion and according to the information and explanations given to us, the Company has not accepted deposits as per the directives issued by the Reserve Bank of India and the provisions of Sections 73 to 76 or any other relevant provisions of the Act and the rules framed there under. Accordingly, paragraph 3(v) of the Order is not applicable to the Company.

# **DHARMESH PARIKH & CO.**

## **CHARTERED ACCOUNTANTS**

303/304, "Milestone", Nr. Drive-in-Cinema, Opp.T.VTower, Thaltej,  
Ahmedabad-380 054. **Phone: 91-79-27474466 Fax: 91-79-27479955**

### **Annexure - A to the Independent Auditor's Report**

#### **RE: Adani Green Energy (UP) Limited (Continue)**

(Referred to in Paragraph 1 of our Report of even date)

- (vi) We have broadly reviewed the cost records maintained by the Company pursuant to the Companies (Cost Records and Audit) Rules, 2014, as amended, prescribed by the Central Government under Section 148(1) of the Act and are of the opinion, that prima facie, the prescribed cost records have been made and maintained. However, we have not made a detailed examination of such records with a view to determine whether they are accurate or complete.

- (vii) (a) According to the information and explanations given to us and on the basis of our examination of the records of the Company, amounts deducted/accrued in the books of account in respect of undisputed statutory dues including Provident fund, Employees' state insurance, Income-tax, Goods and Service tax, duty of customs, Cess and other material statutory dues have been regularly deposited during the year by the Company with the appropriate authorities. As explained to us, the Company did not have any dues on account of Sales tax, Service tax, Value added tax and duty of excise during the current year.

According to the information and explanations given to us, no undisputed amounts payable in respect of Employees' state insurance, Income-Tax, duty of customs, Goods and Service Tax and other material statutory dues were in arrears as at 31 March 2020 for a period of more than six months from the date they became payable.

In respect of Provident Fund, as explained in Note 31 to the standalone financial statements, the management has not accounted any additional liability with respect to Supreme Court's judgment over Provident Fund, considering uncertainty around the timing, manner and extent in which the judgment will be interpreted and applied by the regulatory authorities. Accordingly, we are unable to comment on such Provident Fund arrears, if any with respect to outstanding as at 31 March 2020 for a period of more than six months from the date they become payable.

- (b) According to the information and explanations given to us, there are no dues of Income-Tax, Sales tax, Service tax, Goods and Service tax, duty of customs, duty of excise and Value added tax as at 31 March 2020, which have not been deposited with the appropriate authorities on account of any dispute.
- (viii) In our opinion and according to the information and explanations given to us, the Company has not defaulted in repayment of dues to its bankers or financial institutions. The Company did not have any outstanding dues towards the government or debenture holders during the year.
- (ix) According to the information and explanations given to us and based on our examination of the records of the Company, the Company has not raised any moneys by way of initial public offer or further public offer (including debt instruments) in India during the year. In our opinion and according to the information and explanations given to us, the term loans taken by the Company have been applied for the purpose for which they are raised.
- (x) During the course of our examination of the books and records of the Company, carried out in accordance with the generally accepted auditing practices in India, and according to the information and explanations given to us, we have neither come across any instance of material fraud by the Company or on the Company by its officers or employees, noticed or reported during the year, nor have we been informed of any such case by the management.
- (xi) According to the information and explanations given to us and based on our examination of the records of the Company, the Company has not paid or provided for any managerial remuneration. Accordingly, paragraph 3(xi) of the Order is not applicable to the Company.

**DHARMESH PARIKH & CO.**  
**CHARTERED ACCOUNTANTS**

303/304, "Milestone", Nr. Drive-in-Cinema, Opp.T.VTower, Thaltej,  
Ahmedabad-380 054. **Phone: 91-79-27474466 Fax: 91-79-27479955**

**Annexure - A to the Independent Auditor's Report**

**RE: Adani Green Energy (UP) Limited (Continue)**

(Referred to in Paragraph 1 of our Report of even date)

- (xii) In our opinion and according to the information and explanations given to us, the Company is not a Nidhi company as prescribed under Section 406 of the Act. Accordingly, paragraph 3(xii) of the Order is not applicable to the Company.
- (xiii) According to the information and explanations given to us and based on our examination of the records of the Company, transactions with the related parties are in compliance with the provisions of Section 188 and section 177 of the Act where applicable and the details of such related party transactions have been disclosed in the standalone financial statements as required by the applicable Indian Accounting Standards.
- (xiv) According to the information and explanations given to us and based on the examination of the records of the Company, the Company has not made any preferential allotment or private placement of shares or fully or partly convertible debentures during the year. Accordingly, paragraph 3(xiv) of the order is not applicable to the Company.
- (xv) According to the information and explanations given to us and based on our examination of the records of the Company, the Company has not entered into any non-cash transactions, within the meaning of Section 192 of the Act, with directors or persons connected with them. Accordingly, paragraph 3(xv) of the Order is not applicable to the Company.
- (xvi) In our opinion and according to the information and explanations given to us, the Company is not required to be registered under Section 45-IA of the Reserve Bank of India Act, 1934. Accordingly, paragraph 3(xvi) of the Order is not applicable to the Company.

Place: Ahmedabad  
Date: 2<sup>nd</sup> May, 2020

For, **DHARMESH PARIKH & CO.**  
Chartered Accountants  
Firm Reg. No. 112054W

Gothi Kantilal  
Govabhai

Digitally signed by Gothi  
Kantilal Govabhai  
Date: 2020.05.02  
22:47:22 +05'30'

**Kanti Gothi**  
Partner  
Membership No. 127664  
UDIN- 20127664AAAABU7499



# **DHARMESH PARIKH & CO.**

## **CHARTERED ACCOUNTANTS**

303/304, "Milestone", Nr. Drive-in-Cinema, Opp.T.VTower, Thaltej,  
Ahmedabad-380 054. **Phone: 91-79-27474466 Fax: 91-79-27479955**

### **Annexure – B to the Independent Auditor's Report**

**RE: Adani Green Energy (UP) Limited**

(Referred to in Paragraph 2(f) of our Report of even date)

### **Report on the Internal Financial Controls under Clause (i) of sub-section 3 of section 143 of the Companies Act 2013 (the act).**

#### **Opinion**

We have audited the internal financial controls over financial reporting of the company as of 31<sup>st</sup> March, 2020 in conjunction with our audit of the Standalone Financial Statements of the company for the year ended on that date.

In our opinion, the Company has, in all material respects, an adequate internal financial controls system over financial reporting and such internal financial controls over financial reporting were operating effectively as at 31<sup>st</sup> March 2020, based on the internal control over financial reporting criteria established by the Company considering the essential components of internal control stated in the Guidance Note on Audit of Internal Financial Controls Over Financial Reporting issued by the Institute of Chartered Accountants of India.

#### **Management's Responsibilities for Internal Financial Controls**

The Company's management is responsible for establishing and maintaining internal financial controls based on the internal control over financial reporting criteria established by the Company considering the essential components of internal control stated in the Guidance Note on Audit of Internal Financial Controls over Financial Reporting issued by the Institute of Chartered Accountants of India (ICAI). These responsibilities include the design, implementation and maintenance of adequate internal financial controls that were operating effectively for ensuring the orderly and efficient conduct of its business, including adherence to company's policies, the safeguarding of its assets, the prevention and detection of frauds and errors, the accuracy and completeness of the accounting records, and the timely preparation of reliable financial information, as required under the Companies Act, 2013.

#### **Auditors' Responsibility**

Our responsibility is to express an opinion on the Company's internal financial controls over financial reporting based on our audit. We conducted our audit in accordance with the Guidance Note on Audit of Internal Financial Controls Over Financial Reporting (the Guidance Note) and the Standards on Auditing, issued by ICAI and deemed to be prescribed under section 143(10) of the Companies Act, 2013, to the extent applicable to an audit of internal financial controls, both applicable to an audit of Internal Financial Controls and, both issued by the Institute of Chartered Accountants of India. Those Standards and the Guidance Note require that we comply with ethical requirements and plan and perform the audit to obtain reasonable assurance about whether adequate internal financial controls over financial reporting was established and maintained and if such controls operated effectively in all material respects.

Our audit involves performing procedures to obtain audit evidence about the adequacy of the internal financial controls system over financial reporting and their operating effectiveness. Our audit of internal financial controls over financial reporting included obtaining an understanding of internal financial controls over financial reporting, assessing the risk that a material weakness exists, and testing and evaluating the design and operating effectiveness of internal control based on the assessed risk. The procedures selected depend on the auditor's judgment, including the assessment of the risks of material misstatement of the Standalone Financial Statements, whether due to fraud or error.

We believe that the audit evidence we have obtained is sufficient and appropriate to provide a basis for our audit opinion on the Company's internal financial controls system over financial reporting.

# **DHARMESH PARIKH & CO.**

## **CHARTERED ACCOUNTANTS**

303/304, "Milestone", Nr. Drive-in-Cinema, Opp.T.VTower, Thaltej,  
Ahmedabad-380 054. **Phone: 91-79-27474466 Fax: 91-79-27479955**

### **Annexure – B to the Independent Auditor's Report**

#### **RE: Adani Green Energy (UP) Limited (continue)**

(Referred to in Paragraph 2(f) of our Report of even date)

### **Meaning of Internal Financial Controls over Financial Reporting**

A company's internal financial control over financial reporting is a process designed to provide reasonable assurance regarding the reliability of financial reporting and the preparation of financial statements for external purposes in accordance with generally accepted accounting principles. A company's internal financial control over financial reporting includes those policies and procedures that:

- (1) pertain to the maintenance of records that, in reasonable detail, accurately and fairly reflect the transactions and dispositions of the assets of the company;
- (2) provide reasonable assurance that transactions are recorded as necessary to permit preparation of financial statements in accordance with generally accepted accounting principles, and that receipts and expenditures of the company are being made only in accordance with authorizations of management and directors of the company; and
- (3) provide reasonable assurance regarding prevention or timely detection of unauthorized acquisition, use, or disposition of the company's assets that could have a material effect on the financial statements.

### **Inherent Limitations of Internal Financial Controls over Financial Reporting**

Because of the inherent limitations of internal financial controls over financial reporting, including the possibility of collusion or improper management override of controls, material misstatements due to error or fraud may occur and not be detected. Also, projections of any evaluation of the internal financial controls over financial reporting to future periods are subject to the risk that the internal financial control over financial reporting may become inadequate because of changes in conditions, or that the degree of compliance with the policies or procedures may deteriorate.

Place: Ahmedabad  
Date: 2<sup>nd</sup> May, 2020

For, **DHARMESH PARIKH & CO.**

Chartered Accountants

Firm Reg. No. 112054W

Gothi  
Kantilal  
Govabhai

Digitally signed by  
Gothi Kantilal  
Govabhai  
Date: 2020.05.02  
22:46:54 +05'30'

**Kanti Gothi**

Partner

Membership No. 127664

UDIN- 20127664AAAABU7499

Particulars	Notes	As at 31st March, 2020 (₹ in Lakhs)	As at 31st March, 2019 (₹ in Lakhs)
<b>ASSETS</b>			
<b>Non-current Assets</b>			
(a) Property, Plant and Equipment	4.1	151,432.39	122,624.01
(b) Right-Of-Use Assets	4.2	5,328.00	-
(c) Capital Work-In-Progress	4.3	2,281.52	34,545.83
(d) Intangible Assets	4.4	9.92	9.12
(e) Financial Assets			
(i) Other Financial Assets	5	6,993.37	600.35
(f) Income Tax Assets (net)		39.47	15.17
(g) Deferred Tax Assets (net)	6	4,877.79	3,348.73
(h) Other Non-current Assets	7	5,639.17	3,113.50
<b>Total Non-current Assets</b>		<b>176,601.63</b>	<b>164,256.71</b>
<b>Current Assets</b>			
(a) Inventories	8	133.26	66.77
(b) Financial Assets			
(i) Investments	9	1,712.10	-
(ii) Trade Receivables	10	5,834.74	3,094.36
(iii) Cash and Cash Equivalents	11	2,264.11	436.50
(iv) Bank balances other than (iii) above	12	92.44	102.34
(v) Loans	13	1,290.64	1.11
(vi) Other Financial Assets	14	9,794.35	2,161.24
(c) Other Current Assets	15	225.03	2,822.72
<b>Total Current Assets</b>		<b>21,346.67</b>	<b>8,685.04</b>
<b>Total Assets</b>		<b>197,948.30</b>	<b>172,941.75</b>
<b>EQUITY AND LIABILITIES</b>			
<b>EQUITY</b>			
(a) Equity Share Capital	16	5.00	5.00
(b) Instruments Entirely Equity In Nature	43	7,600.19	7,600.19
(c) Other Equity	17	(14,401.76)	(10,123.89)
<b>Total Equity</b>		<b>(6,796.57)</b>	<b>(2,518.70)</b>
<b>LIABILITIES</b>			
<b>Non-current Liabilities</b>			
(a) Financial Liabilities			
(i) Borrowings	18	145,767.66	86,335.74
(b) Provisions	19	50.18	27.91
<b>Total Non-current Liabilities</b>		<b>145,817.84</b>	<b>86,363.65</b>
<b>Current Liabilities</b>			
(a) Financial Liabilities			
(i) Borrowings	20	48,303.87	34,625.14
(ii) Trade Payables	21		
i. Total outstanding dues of micro enterprises and small enterprises		9.75	41.68
ii. Total outstanding dues of creditors other than micro enterprises and small enterprises		504.14	2,608.98
(iii) Other Financial Liabilities	22	9,938.23	51,607.26
(b) Other Current Liabilities	23	164.32	209.85
(c) Provisions	24	6.72	3.89
<b>Total Current Liabilities</b>		<b>58,927.03</b>	<b>89,096.80</b>
<b>Total Liabilities</b>		<b>204,744.87</b>	<b>175,460.45</b>
<b>Total Equity and Liabilities</b>		<b>197,948.30</b>	<b>172,941.75</b>

The notes referred above are an integral part of these financial statements.

In terms of our report attached  
For Dharmesh Parikh & Co.  
Chartered Accountants  
Firm Registration Number : 112054W

Gothi Kantilal  
Govabhal

Kanti Gothi  
Partner  
Membership No. 127664

Place : Ahmedabad  
Date : 2nd May, 2020

For and on behalf of board of directors  
ADANI GREEN ENERGY (UP) LIMITED

Raj Kumar Jain  
Director  
DIN:- 07414460

Ankit Shah  
Additional Director  
DIN:- 08615210

Place : Ahmedabad  
Date : 2nd May, 2020

**ADANI GREEN ENERGY (UP) LIMITED**

**Statement of Profit and Loss for the year ended 31st March, 2020**

Particulars	Notes	For the year ended 31st March, 2020 (₹ in Lakhs)	For the year ended 31st March, 2019 (₹ in Lakhs)
<b>Income</b>			
Revenue from Operations	25	25,510.24	17,371.47
Other Income	26	602.06	80.16
<b>Total Income</b>		<b>26,112.30</b>	<b>17,451.63</b>
<b>Expenses</b>			
Purchase of Stock in trade / Material Consumed		1,292.02	69.94
Employee Benefits Expenses	27	428.55	292.02
Finance Costs	28	11,993.38	12,403.64
Depreciation and Amortisation Expenses (Refer note : 47)	4.1, 4.2 and 4.4	5,470.54	11,765.20
Other Expenses	29	10,147.85	6,027.44
<b>Total Expenses</b>		<b>29,332.34</b>	<b>30,558.24</b>
<b>(Loss) before exceptional items and tax</b>		<b>(3,220.04)</b>	<b>(13,106.61)</b>
Exceptional Items	44	2,621.49	-
<b>(Loss) before tax</b>		<b>(5,841.53)</b>	<b>(13,106.61)</b>
<b>Tax Expense:</b>	30		
Current Tax		-	-
Adjustment of tax relating to earlier periods		0.02	-
Deferred Tax		(1,537.77)	(3,030.99)
<b>(Loss) for the year</b>	<b>Total A</b>	<b>(4,303.78)</b>	<b>(10,075.62)</b>
<b>Other Comprehensive Income</b>			
<b>Items that will not be reclassified to profit or loss:</b>			
Remeasurement of defined benefit plans, net of tax		(3.42)	4.13
<b>Items that will be reclassified to profit or loss:</b>			
Effective portion of gain and loss on hedging instruments in a cash flow hedge, net of tax		29.33	6.42
<b>Other Comprehensive Income (after tax)</b>	<b>Total B</b>	<b>25.91</b>	<b>10.55</b>
<b>Total comprehensive (loss) for the year</b>	<b>Total (A+B)</b>	<b>(4,277.87)</b>	<b>(10,065.07)</b>
<b>Earnings Per Equity Share (EPS)</b>			
<b>(Face Value ₹ 10 Per Share)</b>			
<b>Basic and Diluted EPS (₹)</b>	38	<b>(9,801.90)</b>	<b>(20,430.19)</b>

The notes referred above are an integral part of these financial statements.

In terms of our report attached

For Dharmesh Parikh & Co.

Chartered Accountants

Firm Registration Number : 112054W

Gothi  
Kantilal  
Govabhai

Digitally signed by  
Gothi Kantilal  
Govabhai  
Date: 2020.05.02  
21:04:48 +05'30'

Kanti Gothi  
Partner  
Membership No. 127664

For and on behalf of board of directors  
ADANI GREEN ENERGY (UP) LIMITED

Raj Kumar Jain  
Director  
DIN:- 07414460

Ankit Shah  
Additional Director  
DIN:- 08615210

Place : Ahmedabad  
Date : 2nd May, 2020

Place : Ahmedabad  
Date : 2nd May, 2020



## Statement of changes in equity for the year ended 31st March, 2020

## (A) Equity Share Capital

Particulars	No. of Shares	(₹ in Lakhs)
Balance as at 1st April, 2018	50,000	5.00
Changes in equity share capital during the year:		
Shares issued during the year	-	-
Balance as at 31st March, 2019	50,000	5.00
Changes in equity share capital during the year:		
Shares issued during the year	-	-
Balance as at 31st March, 2020	50,000	5.00

## (B) Instruments Entirely Equity In Nature

Particulars	(₹ in Lakhs)
Balance as at 1st April, 2018	-
Issued during the period	
Unsecured Perpetual Debt	7,600.19
Balance as at 31st March, 2019	7,600.19
Issued during the period	
Unsecured Perpetual Debt	-
Balance as at 31st March, 2020	7,600.19

## (C) Other Equity

(₹ in Lakhs)

Particulars	Reserves and Surplus		Total
	Retained Earnings	Cash Flow Hedge Reserve	
Balance as at 1st April, 2018	(58.82)	-	(58.82)
(Loss) for the year	(10,075.62)	-	(10,075.62)
Other comprehensive income	4.13	6.42	10.55
Total Comprehensive (Loss) for the year	(10,071.49)	6.42	(10,065.07)
Balance as at 31st March, 2019	(10,130.31)	6.42	(10,123.89)
Balance as at 1st April, 2019	(10,130.31)	6.42	(10,123.89)
(Loss) for the year	(4,303.78)	-	(4,303.78)
Other comprehensive (Loss)	(3.42)	29.33	25.91
Total Comprehensive (Loss) for the year	(4,307.20)	29.33	(4,277.87)
Balance as at 31st March, 2020	(14,437.51)	35.75	(14,401.76)

The notes referred above are an integral part of these financial statements.

In terms of our report attached

For Dharmesh Parikh &amp; Co.

Chartered Accountants

Firm Registration Number : 112054W

Gothi  
Kanti Lal  
Gopal Lal

Kanti Gothi

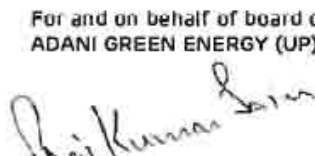
Partner


Membership No. 127664

Place : Ahmedabad

Date : 2nd May, 2020

For and on behalf of board of directors  
ADANI GREEN ENERGY (UP) LIMITED

  
Raj Kumar Jain  
Director  
DIN:- 07414460

  
Ankit Shah  
Additional Director  
DIN:- 08615210

Place : Ahmedabad

Date : 2nd May, 2020

Particulars	For the year ended 31st March, 2020 (₹ in Lakhs)	For the year ended 31st March, 2019 (₹ in Lakhs)
<b>(A) Cash flow from operating activities</b>		
(Loss) before tax	(5,841.53)	(13,106.61)
Adjustment for :		
Interest Income	(426.69)	(12.00)
Net gain on sale / fair valuation of investments through profit and loss	(128.99)	(27.70)
Loss / (Gain) on sale of Property, plant and equipment	1.43	(1.07)
Credit Impairment of Trade receivables	206.46	-
Depreciation and amortisation expenses	5,470.54	11,765.20
Foreign Exchange Fluctuation Loss / (Gain) (Unrealised)	4,725.51	(1,540.17)
Exceptional Items	2,621.49	-
Finance Costs	11,993.38	12,403.64
	<b>18,621.60</b>	<b>9,481.29</b>
<b>Working Capital Changes:</b>		
<b>(Increase) / Decrease in Operating Assets</b>		
Other Non-Current Assets	(986.83)	(1,242.84)
Inventories	(66.48)	(27.35)
Other Current Assets	2,392.89	(2,532.76)
Trade Receivable	(3,156.93)	(1,757.44)
Other Current Financial Assets	(467.53)	(914.06)
Loans to employees	2.82	23.46
<b>Increase / (Decrease) in Operating Liabilities</b>		
Non-Current Provisions	17.69	(111.58)
Trade Payables	(2,086.95)	2,650.39
Current Provisions	2.83	(21.27)
Other Current Liabilities	(45.53)	(26.71)
Other Financial Liability	1.83	-
<b>Net Working Capital Changes:</b>	<b>(4,392.19)</b>	<b>(3,960.16)</b>
<b>Cash generated from operations</b>	<b>14,229.41</b>	<b>5,521.13</b>
Less : Income Tax Paid (Net of Refunds)	(24.30)	(2.52)
<b>Net cash generated from operating activities (A)</b>	<b>14,205.11</b>	<b>5,518.61</b>
<b>(B) Cash flow from investing activities</b>		
Expenditure on construction and acquisition of Property, Plant and Equipment and Intangible assets (including capital advances, capital work-in-progress, capital creditors and retention money payables)	(42,901.19)	(28,184.09)
Proceeds from Sale of Property, Plant and Equipment	20.07	-
(Investment In) / Proceeds from sale of mutual funds (net)	(1,583.11)	207.96
Fixed Deposits / Margin Deposits (Placed) / Withdrawn (net)	(6,983.14)	2,542.72
Interest Received	400.81	32.75
Loans (given to) related parties (net)	(1,290.00)	-
<b>Net cash (used in) investing activities (B)</b>	<b>(52,336.56)</b>	<b>(25,400.66)</b>
<b>(C) Cash flow from financing activities</b>		
Proceeds from Non - Current borrowings	128,725.65	78,975.83
Repayment of Non - Current borrowings	(86,891.47)	(25,518.62)
Proceeds from / (Repayment) of Current borrowings (net)	13,678.73	(26,805.79)
Finance Costs Paid	(15,553.85)	(10,892.15)
<b>Net cash generated from financing activities (C)</b>	<b>39,959.06</b>	<b>15,759.27</b>
<b>Net Increase / (Decrease) in cash and cash equivalents (A)+(B)+(C)</b>	<b>1,827.61</b>	<b>(4,122.78)</b>
<b>Cash and cash equivalents at the beginning of the year</b>	<b>436.50</b>	<b>4,559.28</b>
<b>Cash and cash equivalents at the end of the year</b>	<b>2,264.11</b>	<b>436.50</b>
<b>Notes to Statement of Cash flow :</b>		
1 Reconciliation of Cash and cash equivalents with the Balance Sheet:		
Cash and cash equivalents as per Balance Sheet (refer Note 11)	2,264.11	436.50
	<b>2,264.11</b>	<b>436.50</b>

2. Disclosure of changes in liabilities arising from financing activities, including both changes arising from cash flows and non-cash changes are included below.

Particulars	As at 1st April, 2019	Cash Flows	Unsecured Perpetual Debt	Changes in fair values due to adoption of Ind AS 116	Changes in fair values (including ERD)	As at 31st March, 2020
Non - Current Borrowings (refer note 18 and 22)	90,304.54	41,834.18	-	5,081.94	9,953.66	147,174.32
Current Borrowings (refer note 20)	34,625.14	13,678.73	-	-	-	48,303.87

Particulars	As at 1st April, 2018	Cash Flows	Unsecured Perpetual Debt	Changes in fair values due to adoption of Ind AS 116	Changes in fair values (including ERD)	As at 31st March, 2019
Non - Current Borrowings (refer note 18 and 22)	42,373.91	53,457.22	(7,600.19)	-	2,073.60	90,304.54
Current Borrowings (refer note 20)	61,430.93	(26,805.79)	-	-	-	34,625.14

3. The statement of cash flow has been prepared under the 'Indirect Method' set out in Ind AS 7 'Statement of Cash Flows'.

The notes referred above are an integral part of these financial statements.

In terms of our report attached

For Dharmesh Parikh & Co.,

Chartered Accountants

Firm Registration Number : 112054W

**Gothli Kantilal** Chartered Accountant  
**Gopalshankar** Partner

Kantilal Gothli

Partner

Membership No. 127664

Place : Ahmedabad

Date : 2nd May, 2020

For and on behalf of board of

ADANI GREEN ENERGY (UP) LIMITED

Raj Kumar Jain

Director

DIN:- 07414460

Place : Ahmedabad

Date : 2nd May, 2020

Ankit Shah

Additional Director

DIN:- 08615210

- 1** Adani Green Energy (UP) Limited, "The Company" is a public limited company domiciled in India and incorporated on 23rd July, 2015 as a 100 % subsidiary of Adani Green Energy Limited. Adani group having its presence in thermal power generation, ports, mining and agri business, has also forayed into development of solar parks, solar power generation and wind power generation projects. The Company has implemented 290 MW of solar generation projects. The Company gets synergetic benefit of the integrated value chain of Adani group.

**2 Basis of preparation**

**2.1 Statement of Compliance**

The Financial Statements of the Company have been prepared in accordance with Indian Accounting Standards (Ind AS) notified under section 133 of the Companies Act, 2013, read with the Companies (Indian Accounting Standards) Rules, 2015 amended from time to time and other accounting principles generally accepted in India.

**2.2 Basis of Preparation and presentation**

The Financial Statements have been prepared on a going concern basis under the historical cost convention except for investments in mutual funds and certain financial assets and liabilities that are measured at fair values whereas net defined benefit liability is valued at fair value of plan assets less defined benefit obligation at the end of each reporting period, as explained in the accounting policies below.

**3 Significant accounting policies**

**a Property, plant and equipment**

**i. Recognition and measurement**

Property, plant and equipment are stated at acquisition cost less accumulated depreciation and accumulated impairment losses, if any. All costs, including borrowing costs incurred up to the date the asset is ready for its intended use, are capitalised along with the respective asset.

Cost of an item of property, plant and equipment comprises its purchase price, including import duties and non-refundable purchase taxes, after deducting trade discounts and rebates, any directly attributable cost of bringing the item to its working condition for its intended use. The cost of a self-constructed item of property, plant and equipment comprises the cost of materials and direct labour, any other costs directly attributable to bringing the item to working condition for its intended use, and estimated costs of dismantling and removing the item and restoring the site on which it is located.

The residual values, useful lives and method of depreciation of property, plant and equipment are reviewed at each financial year end and adjusted prospectively, if appropriate.

If significant parts of an item of property, plant and equipment have different useful lives, then they are accounted for as separate items (major components) of property, plant and equipment.

**ii. Subsequent measurement**

Subsequent expenditure is capitalised only if it is probable that the future economic benefits associated with the expenditure will flow to the Company.

**iii. Depreciation**

Depreciation is recognised so as to write off the cost of assets (other than freehold land and properties under construction) less their residual values over their useful lives, using the Written Down Value method upto 31st March, 2019 and by using Straight Line method w.e.f. 1st April, 2019. The useful life of property, plant and equipment is considered based on life prescribed in part C of Schedule II to the Companies Act, 2013, except in case of the Plant and machinery, wherein the life of the assets has been estimated at 30 years based on technical assessment taking into account the nature of assets, the estimated usage of the assets, the operating condition of the assets, anticipated technical changes, manufacturer warranties and maintenance support. In case of major components identified, depreciation is provided based on the useful life of each such component based on technical assessment, if materially different from that of the main asset.

**iv. Derecognition**

An item of property, plant and equipment is derecognised upon disposal or when no future economic benefits are expected to arise from the continued use of the asset. Any gain or loss arising on the disposal or retirement of an item of property, plant and equipment is determined as the difference between the sales proceeds and the carrying amount of the asset and is recognised in the Statement of Profit and Loss.

**b Intangible Assets**

**i. Recognition and measurement**

Intangible assets acquired separately are carried at cost less accumulated amortisation and any accumulated impairment losses.

The residual values, useful lives and method of depreciation of Intangible Assets are reviewed at each financial year end and adjusted prospectively, if appropriate.

**ii. Amortisation**

Amortisation is recognised using Straight Line method w.e.f. 1st April, 2019 (Written Down Value method is used upto 31st March, 2019) over their estimated useful lives. Estimated useful life of the Computer Software is 5 years.

**iii. Derecognition**

An Intangible asset is derecognised on disposal, or when no future economic benefits are expected from use or disposal. Gains or losses arising from derecognition are recognised in the Statement of Profit and Loss.

**c Capital Work In Progress**

Expenditure related to and incurred during implementation of capital projects to get the assets ready for intended use is included under "Capital Work in Progress". The same is allocated to the respective items of property plant and equipment on completion of construction/ erection of the capital project/ property plant and equipment.

**d Financial Instruments**

**Recognition and measurement**

Trade receivables and debt securities issued are initially recognised when they originate. All other financial assets and financial liabilities are recognised when the Company becomes a party to the contractual provisions of the Instruments.

A financial asset and financial liability is initially measured at fair value. Transaction costs that are directly attributable to the acquisition or issue of financial assets and financial liabilities (other than financial assets and financial liabilities at fair value through profit and loss) are added to or deducted from the fair value of the financial assets or financial liabilities, as appropriate, on initial recognition. Transaction costs directly attributable to the acquisition of financial assets or financial liabilities at fair value through profit and loss are recognised immediately in the Statement of Profit and Loss.

Financial assets and financial liabilities are offset when the Company has a legally enforceable right (not contingent on future events) to off-set the recognised amounts either to settle on a net basis, or to realise the assets and settle the liabilities simultaneously



**e Financial assets****Initial recognition and measurement**

On initial recognition, a financial asset is measured at:

- Amortised Cost;
- FVTOCI - debt investment;
- FVTOCI - equity investment; or
- FVTPL

**Subsequent measurement**

For purposes of subsequent measurement, financial assets are classified based on assessment of business model in which they are held. This assessment is done for portfolio of the financial assets. The relevant categories are as below:

**i) At amortised cost**

A financial asset is measured at amortised cost if it meets both of the following conditions and is not designated as at FVTPL:

- the asset is held within a business model whose objective is to hold assets to collect contractual cash flows; and
- the contractual terms of the financial asset give rise on specified dates to cash flows that are solely payments of principal and interest on the principal amount outstanding.

**ii) At fair value through Other comprehensive income (FVOCI)**

A financial asset is measured at FVOCI if it meets both of the following conditions and is not designated as at FVTPL:

- the asset is held within a business model whose objective is achieved by both collecting contractual cash flows and selling financial assets; and
- the contractual terms of the financial asset give rise on specified dates to cash flows that are solely payments of principal and interest on the principal amount outstanding.

**iii) At fair value through profit and loss (FVTPL)**

Financial assets which are not measured at amortised cost and are held for trading are measured at FVTPL.

Fair value changes related to such financial assets including derivative contracts are recognised in the Statement of Profit and Loss.

**Business Model Assessment**

The Company makes an assessment of the objectives of the business model in which a financial asset is held because it best reflects the way business is managed and information is provided to management.

The assessment of business model comprises the stated policies and objectives of the financial assets, management strategy for holding the financial assets, the risk that affects the performance etc. Further management also evaluates whether the contractual cash flows are solely payment of principal and interest considering the contractual terms of the instrument.

**Derecognition of financial assets**

The Company derecognises a financial asset when the contractual rights to the cash flows from the financial asset expire, or it transfers the rights to receive the contractual cash flows in a transaction in which substantially all of the risks and rewards of ownership of the financial asset are transferred or in which the Company neither transfers nor retains substantially all of the risks and rewards of ownership and does not retain control of the financial asset.

On derecognition of a financial asset in its entirety, the difference between the asset's carrying amount and the sum of the consideration received and receivable and the cumulative gain or loss that had been recognised in other comprehensive income and accumulated in equity is recognised in the Statement of Profit and Loss if such gain or loss would have otherwise been recognised in the Statement of Profit and Loss on disposal of that financial asset.

**Impairment of Financial assets**

The Company applies the expected credit loss model for recognising impairment loss on financial assets measured at amortised cost, trade receivables and other contractual rights to receive cash or other financial asset.

Expected credit losses rate the weighted average of credit losses with the respective risks of default occurring as the weights. Credit loss is the difference between all contractual cash flows that are due to the Company in accordance with the contract and all the cash flows that the Company expects to receive (i.e. all cash shortfalls), discounted at the original effective interest rate. The Company estimates cash flows by considering all contractual terms of the financial instrument through the expected life of that financial instrument.

When making the assessment of whether there has been a significant increase in credit risk since initial recognition, the Company uses the change in the risk of a default occurring over the expected life of the financial instrument instead of the change in the amount of expected credit losses. To make that assessment, the Company compares the risk of a default occurring on the financial instrument as at the reporting date with the risk of a default occurring on the financial instrument as at the date of initial recognition and considers reasonable and supportable information, that is available without undue cost or effort, that is indicative of significant increases in credit risk since initial recognition.

The Company applies expected credit loss (ECL) model for measurement and recognition of impairment loss on the following financial assets and credit risk exposure:

- a) Financial assets that are debt instruments, and are measured at amortised cost e.g. loans, debt securities, deposits, trade receivables and bank balances.
- b) Trade receivables or any contractual right to receive cash or another financial asset that result from transactions that are within the scope of Ind AS 115.

Loss allowances for financial assets measured at amortised cost are deducted from the gross carrying amount of the assets.

**f Financial liabilities and equity instruments****Classification as debt or equity**

Debt and equity instruments issued by the Company are classified as either financial liabilities or as equity in accordance with the substance of the contractual arrangements and the definitions of a financial liability and an equity instrument.

**Equity instruments**

An equity instrument is any contract that evidences a residual interest in the assets of an entity after deducting all of its liabilities. Equity instruments issued by the Company are recognised at the proceeds received, net of direct issue costs.

**Financial liabilities**

All financial liabilities are measured at amortised cost using the effective interest method or at FVTPL.

**Financial liabilities at amortised cost**

Financial liabilities that are not held-for-trading and are not designated as at FVTPL are measured at amortised cost at the end of subsequent accounting periods. The carrying amounts of financial liabilities that are subsequently measured at amortised cost are determined based on the effective interest method. Interest expense that is not capitalised as part of costs of an asset is included in the 'Finance costs' line item in the Statement of Profit and Loss.

The effective interest method is a method of calculating the amortised cost of a financial liability and of allocating interest expense over the relevant period. The effective interest rate is the rate that exactly discounts estimated future cash payments (including all fees and points paid or received that form an integral part of the effective interest rate, transaction costs and other premiums or discounts) through the expected life of the financial liability, or (where appropriate) a shorter period, to the net carrying amount on initial recognition.

Trade and other payables are recognised at the transaction cost, which is its fair value, and subsequently measured at amortised cost.

**Financial liabilities at FVTPL**

A financial liability may be designated as at FVTPL upon initial recognition if:

- such designation eliminates or significantly reduces a measurement or recognition inconsistency that would otherwise arise;
- the financial liability whose performance is evaluated on a fair value basis, in accordance with the Company's documented risk management;

Fair value changes related to such financial liabilities including derivative contracts like forward currency contracts and options to hedge the Company's foreign currency risks are recognised in the Statement of Profit and Loss.

**Derecognition of financial liabilities**

The Company derecognises financial liabilities when, and only when, the Company's obligations are discharged, cancelled or have expired. An exchange with a lender of debt instruments with substantially different terms is accounted for as an extinguishment of the original financial liability and the recognition of a new financial liability. Similarly, a substantial modification of the terms of an existing financial liability is accounted for as an extinguishment of the original financial liability and the recognition of a new financial liability. The difference between the carrying amount of the financial liability derecognised and the consideration paid and payable is recognised in the Statement of Profit and Loss.

**Derivative Financial Instruments****Initial recognition and subsequent measurement**

The Company uses derivative financial instruments, such as forward currency contracts and options to hedge its foreign currency risk. Derivatives are initially measured at fair value. Subsequent to initial recognition, derivatives are measured at fair value, and changes therein are generally recognised in the Statement of Profit and Loss as Foreign Exchange (Gain) / Loss except those relating to borrowings, which are separately classified under Finance Cost. Derivatives are carried as financial assets when the fair value is positive and as financial liabilities when the fair value is negative.

**g Inventories**

Inventories are carried at the lower of the cost and net realisable value after providing for obsolescence and other losses where considered necessary. Cost of inventories comprises all cost of purchase and other cost incurred in bringing inventories to their present location and condition. In determining the cost, weighted average cost method is used. Net Realisable Value in respect of stores and spares is the estimated current procurement price in the ordinary course of the business.

**h Current and non-current classification**

The Company presents assets and liabilities in the balance sheet based on current/ non-current classification. An asset is treated as current when it is:

- Expected to be realised or intended to be sold or consumed in normal operating cycle or
- Held primarily for the purpose of trading or
- Expected to be realised within twelve months after the reporting period, or
- Cash or cash equivalent unless restricted from being exchanged or used to settle a liability for at least twelve months after the reporting period

All other assets are classified as non-current.

A liability is current when:

- It is expected to be settled in normal operating cycle or
- It is held primarily for the purpose of trading or
- It is due to be settled within twelve months after the reporting period, or
- There is no unconditional right to defer the settlement of the liability for at least twelve months after the reporting period

The Company classifies all other liabilities as non-current.

Deferred tax assets and liabilities are classified as non-current assets and liabilities respectively.

The operating cycle is the time between the acquisition of assets for processing and their realisation in cash and cash equivalents. The Company has identified twelve months as its operating cycle.

**i Functional currency and presentation currency**

These financial statements are presented in Indian Rupees (INR), which is also the Company's functional currency. All amounts have been rounded-off to the nearest Lakhs with two decimal, unless otherwise indicated.

**Foreign currencies**

Transactions in foreign currencies are initially recorded by the Company at its functional currency spot rates at the date the transaction first qualifies for recognition.

Monetary assets and liabilities denominated in foreign currencies are translated at the functional currency spot rates of exchange at the reporting date.

Non-monetary items that are measured in terms of historical cost in a foreign currency are translated using the exchange rates at the dates of the initial transactions.

Exchange differences are recognized in the Statement of Profit and Loss except exchange differences on foreign currency borrowings relating to assets under construction for future productive use, which are included in the cost of those assets when they are regarded as an adjustment to interest costs on those foreign currency borrowings.

**j) Government grants**

Government grants are not recognised until there is reasonable assurance that the Company will comply with the conditions attached to them and that the grants will be received.

Government grants are recognised in profit and loss on a systematic basis over the periods in which the Company recognises as expenses the related costs for which the grants are intended to compensate. Specifically, government grants whose primary condition is that the Company should purchase, construct or otherwise acquire non-current assets are recognised as deferred revenue in the balance sheet and transferred to profit and loss on a systematic and rational basis over the useful lives of the related assets.

Government grants that are receivable as compensation for expenses or losses already incurred or for the purpose of giving immediate financial support to the Company with no future related costs are recognised in profit and loss in the period in which they become receivable.

The benefit of a government loan at a below-market rate of interest is treated as a government grant, measured as the difference between proceeds received and the fair value of the loan based on prevailing market interest rates.

**k) Revenue recognition**

Revenue from contracts with customers is recognised when control of the goods or services are rendered to the customer at an amount that reflects the consideration to which the Company expects to be entitled in exchange for those goods or services.

Revenue is measured based on the transaction price, which is the consideration, adjusted for discounts and other incentives, if any, as specified in the contract with the customer. Revenue also excludes taxes or other amounts collected from customers in its capacity as an agent. If the consideration in a contract includes a variable amount, the Company estimates the amount of consideration to which it will be entitled in exchange for transferring the goods to the customer. The variable consideration is estimated at contract inception and constrained until it is highly probable that a significant revenue reversal in the amount of cumulative revenue recognised will not occur when the associated uncertainty with the variable consideration is subsequently resolved.

The accounting policies for the specific revenue streams of the Company are summarized below:

i) Revenue from Power Supply is recognised in terms of the Power Purchase Agreements (PPA) entered with Central and State Distribution Companies and is measured at the value of the consideration received or receivable, net of discounts if any.

ii) The Company's contracts with customers for the sale of goods generally include one performance obligation. Revenue from the sale of goods is recognised at the point in time when control of the asset is transferred to the customers, generally on delivery of the goods.

iii) Interest income is recognised on Effective Interest Rate (EIR) basis taking into account the amount outstanding and the applicable interest rate. Dividend income is accounted for when the right to receive income is established

iv) Delayed payment charges and interest on delayed payment for power supply are recognized based on conclusive evidence regarding ultimate collection.

**Contract Balances****Contract assets**

A contract asset is the right to consideration in exchange for goods or services transferred to the customer. If the Company performs by transferring goods or services to a customer before the customer pays consideration or before payment is due, a contract asset is recognised for the earned consideration that is conditional.

**Trade receivables**

A receivable represents the Company's right to an amount of consideration that is unconditional i.e. only the passage of time is required before payment of consideration is due.

**Contract liabilities**

A contract liability is the obligation to transfer goods or services to a customer for which the Company has received consideration (or an amount of consideration is due) from the customer. Contract liabilities are recognised as revenue when the Company performs obligations under the contract.

**l) Borrowing costs**

Borrowing costs are interest and other costs incurred in connection with the borrowing of funds. Borrowing costs directly attributable to the acquisition, construction or production of qualifying assets, which are assets that necessarily take a substantial period of time to get ready for their intended use or sale, are added to the cost of those assets, until such time as the assets are substantially ready for their intended use or sale. Interest income earned on the temporary investment of specific borrowings pending their expenditure on qualifying assets is deducted from the borrowing costs eligible for capitalisation.

All other borrowing costs are recognised in the Statement of Profit and Loss in the period in which they are incurred.

**m) Employee benefits****i) Defined benefit plans:**

The Company operates a defined benefit gratuity plan in India, which requires contributions to be made to a separately administered fund. The cost of providing benefits under the defined benefit plan is determined using the projected unit credit method.

Re-measurements, comprising of actuarial gains and losses, the effect of the asset ceiling, excluding amounts included in net interest on the net defined benefit liability and the return on plan assets (excluding amounts included in net interest on the net defined benefit liability), are recognised immediately in the balance sheet with a corresponding debit or credit to retained earnings through OCI in the period in which they occur. Re-measurements are not reclassified to profit and loss in subsequent periods.

Net interest is calculated by applying the discount rate to the net defined benefit liability or asset. The Company recognises the following changes in the net defined benefit obligation as an expense in the Statement of Profit and Loss:

- Service costs comprising current service costs, past-service costs, gains and losses on curtailments and non-routine settlements; and
- Net interest expense or income.

**ii) Defined contribution plan:**

Retirement benefit in the form of Provident Fund and Family Pension Fund is a defined contribution scheme. The Company has no obligation, other than the contribution payable to the provident fund. The Company recognizes contribution payable to the provident fund scheme as a charge to the capital work-in-progress till the capitalisation of the projects otherwise the same is charged to the Statement of Profit and Loss for the period in which the contributions to the respective funds accrue.

**iii) Compensated Absences:**

Provision for Compensated Absences and its classifications between current and non-current liabilities are based on independent actuarial valuation. The actuarial valuation is done as per the projected unit credit method.

**iv) Short term employee benefits:**

Short-term employee benefit obligations are recognised at an undiscounted amount in the Statement of Profit and Loss for the reporting period in which the related services are received.

**n Taxation**

Tax on Income comprises current and deferred tax. It is recognised in the Statement of Profit and Loss except to the extent that it relates to a business combination, or items recognised directly in equity or in other comprehensive income.

**Current tax**

Current tax comprises the expected tax payable or receivable on the taxable income or loss for the reporting period and any adjustment to the tax payable or receivable in respect of previous years. The amount of current tax reflects the best estimate of the tax amount expected to be paid or received after considering the uncertainty, if any, related to income taxes. It is measured using tax rates (and tax laws) enacted or substantively enacted by the reporting date.

Current tax assets and current tax liabilities are offset only if there is a legally enforceable right to set off the recognised amounts, and it is intended to realise the asset and settle the liability on a net basis or simultaneously.

**Deferred tax**

Deferred tax is recognized for the future tax consequences of deductible temporary differences between the carrying values of assets and liabilities and their respective tax bases at the reporting date, using the tax rates and laws that are enacted or substantively enacted as on reporting date. The measurement of deferred tax reflects the tax consequences that would follow from the manner in which the Company expects, at the reporting date, to recover or settle the carrying amount of its assets and liabilities. Deferred tax is also recognised in respect of carried forward tax losses and tax credits subject to the assessment of reasonable certainty of recovery.

Deferred tax relating to Items recognized outside the Statement of Profit and Loss is recognized outside with the underlying Items i.e. either in the statement of other comprehensive income or directly in equity as relevant.

The carrying amount of deferred tax assets is reviewed at each reporting date and reduced to the extent that it is no longer probable that sufficient future taxable profit will be available to allow all or part of the deferred tax asset to be utilised. Unrecognised deferred tax assets are re-assessed at each reporting date and are recognised to the extent that it has become probable that future taxable profits will allow the deferred tax asset to be recovered. Deferred tax assets and liabilities are measured at the tax rates that are expected to apply in the year when the asset is realised or the liability is settled, based on tax rates (and tax laws) that have been enacted or substantively enacted at the reporting date.

**o Earnings per share**

Basic earnings per share is computed by dividing the profit / (loss) after tax (net off distribution on Perpetual Securities whether declared or not) by the weighted average number of equity shares outstanding during the year. Diluted earnings per share is computed by dividing the profit / (loss) after tax as adjusted for the effects of dividend, interest and other charges relating to the dilutive potential equity shares by weighted average number of shares plus dilutive potential equity shares.

**p Provisions, Contingent Liabilities and Contingent Assets**

Provisions are recognised when the Company has a present obligation (legal or constructive) as a result of a past event. It is probable that an outflow of resources embodying economic benefits will be required to settle the obligation and a reliable estimate can be made of the amount of the obligation. The amount recognised as a provision is the best estimate of the consideration required to settle the present obligation at the end of the reporting period, taking into account the risks and uncertainties surrounding the obligation. Provisions are determined by discounting the expected future cash flows (representing the best estimate of the expenditure required to settle the present obligation at the balance sheet date) at a pre-tax rate that reflects current market assessments of the time value of money and the risks specific to the liability. When the Company expects some or all of a provision to be reimbursed, for example, under an insurance contract, the reimbursement is recognised as a separate asset, but only when the reimbursement is virtually certain. The expense relating to a provision is presented in the Statement of Profit and Loss net of any reimbursement. The unwinding of the discount is recognised as finance cost. Expected future operating losses are not provided for.

Contingent liabilities are not recognised but are disclosed in the notes. Contingent assets are not recognised but are disclosed in the notes where an inflow of economic benefits is probable.

**q Impairment of non-financial assets**

At the end of each reporting period, the Company reviews the carrying amounts of non-financial assets, other than inventories and deferred tax assets to determine whether there is any indication that those assets have suffered an impairment loss. If any such indication exists, the recoverable amount of the asset is estimated in order to determine the extent of the impairment loss (if any). When it is not possible to estimate the recoverable amount of an individual asset, the Company estimates the recoverable amount of the cash-generating unit to which the asset belongs. Each CGU represents the smallest group of assets that generates cash inflows that are largely independent of the cash inflows of other assets or CGUs. When a reasonable and consistent basis of allocation can be identified, corporate assets are also allocated to individual cash-generating units, or otherwise they are allocated to the smallest group of cash-generating units for which a reasonable and consistent allocation basis can be identified.

Recoverable amount is the higher of fair value less costs of disposal and value in use. In assessing value in use, the estimated future cash flows are discounted to their present value using a pre-tax discount rate that reflects current market assessments of the time value of money and the risks specific to the asset or CGU for which the estimates of future cash flows have not been adjusted.

If the recoverable amount of an asset (or cash-generating unit) is estimated to be less than its carrying amount, the carrying amount of the asset (or CGU) is reduced to its recoverable amount. An impairment loss is recognised immediately in the Statement of Profit and Loss. Impairment loss recognised in respect of a CGU is allocated to reduce the carrying amounts of the other assets of the CGU (or group of CGUs) on a pro rata basis.

**r Leases**

Effective from 1st April, 2019, the Company adopted Ind AS 116 – Leases and applied the standard to all lease contracts existing as on 1st April, 2019 using the modified retrospective method on the date of initial application i.e. 1st April, 2019. Refer Note 32 for details on transition to Ind AS 116 Leases.

At inception of a contract, the Company assesses whether a contract is, or contains, a lease. A contract is, or contains, a lease if the contract conveys the right to control the use of an identified asset for a period of time in exchange for consideration.

The Company recognises a right-of-use asset and a lease liability at the lease commencement date except for leases with a term of twelve months or less (short-term leases) and low value leases. For these short-term and low value leases, the lease payments associated with these leases as an expense on a straight-line basis over the lease term.

Lease term is a non-cancellable period together with periods covered by an option to extend the lease if the Company is reasonably certain to exercise that option; and periods covered by an option to terminate the lease if the Company is reasonably certain not to exercise that option.

The right-of-use asset is initially measured at cost, which comprises the initial amount of the lease liability adjusted for any lease payments made at or before the commencement date, plus any initial direct costs incurred and an estimate of costs to dismantle and remove the underlying asset or to restore the underlying asset or the site on which it is located, less any lease incentives received. The right-of-use asset is subsequently depreciated using the straight-line method from the commencement date to the end of the lease term, unless the lease transfers ownership of the underlying asset to the Company by the end of the lease term or the cost of the right-of-use asset reflects that the Company will exercise a purchase option. In that case the right-of-use asset will be depreciated over the useful life of the underlying asset. In addition, the right-of-use asset is periodically reduced by impairment losses, if any, and adjusted for certain remeasurements of the lease liability.

The lease liability is initially measured at the present value of the lease payments to be paid over the lease term at the commencement date, discounted using the interest rate implicit in the lease or, if that rate cannot be readily determined, the Company's incremental borrowing rate. Generally, the Company uses its incremental borrowing rate as the discount rate. Subsequently, the lease liability is measured at amortised cost using the effective interest method.

**s Hedge Accounting**

The Company designates certain hedging instruments, which include derivatives and non-derivatives in respect of foreign currency risk, as cash flow hedges.

At the inception of the hedge relationship, the entity documents the relationship between the hedging instrument and hedged item, along with its risk management objectives and its strategy for undertaking various hedge transactions. Furthermore, at the inception of the hedge and on an ongoing basis, the Company documents whether the hedging instrument is highly effective in offsetting changes in fair value or cash flows of the hedged item attributable to the hedged risk.

**Cash flow hedges**

The Company designates derivative contracts or non derivative financial assets / liabilities as hedging instruments to mitigate the risk of movement in interest rates and foreign exchange rates for foreign exchange exposure on highly probable future cash flows attributable to a recognised asset or liability or forecast cash transactions. When a derivative is designated as a cash flow hedging instrument, the effective portion of changes in the fair value of the derivative is recognized in the cash flow hedging reserve being part of other comprehensive income. Any ineffective portion of changes in the fair value of the derivative is recognized immediately in the Statement of Profit and Loss. If the hedging relationship no longer meets the criteria for hedge accounting, then hedge accounting is discontinued prospectively. If the hedging instrument expires or is sold, terminated or exercised, the cumulative gain or loss on the hedging instrument recognized in cash flow hedging reserve till the period the hedge was effective remains in cash flow hedging reserve until the underlying transaction occurs. The cumulative gain or loss previously recognized in the cash flow hedging reserve is transferred to the Statement of Profit and Loss upon the occurrence of the underlying transaction.

**t Cash and Cash Equivalents**

Cash and cash equivalents in the balance sheet comprise cash at banks and on hand and short-term deposits with an original maturity of three months or less, which are subject to an insignificant risk of changes in value.

Cash and cash equivalents for the purpose of Statement of Cash Flow comprise cash and cheques in hand, bank balances, demand deposits with banks where the original maturity is three months or less.

**3.1 Use of estimates and judgements**

The preparation of the Company's financial statements requires management to make judgements, estimates and assumptions that affect the reported amounts of revenues, expenses, assets and liabilities, and the accompanying disclosures including contingent liabilities. Uncertainty about these assumptions and estimates could result in outcomes that require a material adjustment to the carrying amount of assets or liabilities affected in future periods.

**Key Sources of Estimation uncertainty:**

The key assumptions concerning the future and other key sources of estimation uncertainty at the reporting date, that have a significant risk of causing a material adjustment to the carrying amounts of assets and liabilities within the next financial year, are described below. Existing circumstances and assumptions about future developments may change due to market changes or circumstances arising that are beyond the control of the Company. Such changes are reflected in the assumptions when they occur.

**i) Useful lives and residual value of property, plant and equipment**

In case of the power plant assets, in whose case the life of the assets has been estimated at 30 years for solar power generation projects based on technical assessment, taking into account the nature of the assets, the estimated usage of the asset, the operating condition of the asset, anticipated technological changes, manufacturer warranties and maintenance support, except for major some components identified during the year, depreciation on the same is provided based on the useful life of each such component based on technical assessment, if materially different from that of the main asset.

**ii) Method of depreciation on property, plant and equipment and intangible assets**

The Company has revised the method of charging depreciation and amortisation on Property, Plant and Equipment and Intangible assets from written down value method to straight line method, with effect from 1st April, 2019 based on technical assessment, taking into account the nature of the assets, the estimated usage of the asset, the operating condition of the asset, anticipated technological changes, manufacturer warranties and maintenance support.



**iii) Fair value measurement of financial instruments**

In estimating the fair value of financial assets and financial liabilities, the Company uses market observable data to the extent available. Where such Level 1 inputs are not available, the Company establishes appropriate valuation techniques and inputs to the model. The inputs to these models are taken from observable markets where possible, but where this is not feasible, a degree of judgment is required in establishing fair values. Judgments include considerations of inputs such as liquidity risk, credit risk and volatility. Changes in assumptions about these factors could affect the reported fair value of financial instruments.

All assets and liabilities for which fair value is measured or disclosed in the financial statements are categorised within the fair value hierarchy, described as follows, based on the lowest level input that is significant to the fair value measurement as a whole:

- Level 1 - Quoted (unadjusted) market prices in active markets for identical assets or liabilities.
- Level 2 - Valuation techniques for which the lowest level input that is significant to the fair value measurement is directly or indirectly observable.
- Level 3 - Valuation techniques for which the lowest level input that is significant to the fair value measurement is unobservable.

**iv) Defined benefit plans (gratuity benefits)**

The cost of the defined benefit gratuity plan and the present value of the gratuity obligation are determined using actuarial valuations. An actuarial valuation involves making various assumptions that may differ from actual developments in the future. These include the determination of the discount rate, future salary increases and mortality rates. Due to the complexities involved in the valuation and its long-term nature, a defined benefit obligation is highly sensitive to changes in these assumptions. All assumptions are reviewed at each reporting date.

**v) Taxes**

Significant management judgement is required to determine the amount of deferred tax assets that can be recognised, based upon the likely timing and the level of future taxable profits together with future tax planning strategies and future recoverability of deferred tax assets.

**vi) Impairment of Non Financial Assets**

Impairment exists when the carrying value of an asset or cash generating unit exceeds its recoverable amount, which is the higher of its fair value less costs of disposal and its value in use. The fair value less costs of disposal calculation is based on available data for similar assets or observable market prices less incremental costs for disposing of the asset. The value in use calculation is based on a discounted future cashflows model. The recoverable amount is sensitive to the discount rate used for the discounted future cashflows model as well as the expected future cash-inflows and the growth rate used.

**vi) Government Grant**

Significant management judgment is required to determine the timing and extent of recognition of any grants received from Government. They can only be recognized upon reasonable assurance that the entity will comply with the conditions attached to the grant.

**vii) Recognition and measurement of provision and contingencies**

The Company recognises a provision if it is probable that an outflow of cash or other economic resources will be required to settle the provision. If an outflow is not probable, the item is treated as a contingent liability. Risks and uncertainties are taken into account in measuring a provision

#### 4.1 Property, Plant and Equipment

(₹ in Lakhs)

**Notes:**

(ii) Depreciation Nil (As at 31st March 2019 ₹ 20.50 lakhs) relating to the project assets has been allocated to capital work in progress.

(ii) Depreciation Nil (As at 31st March 2019 ₹ 20.50 lakhs) relating to the project assets has been allocated to capital work in progress.

#### 4.3 Capital Work-in-Progress

	As at 31st March, 2020 (₹ In Lakhs)	As at 31st March, 2019 (₹ In Lakhs)
Capital Work-in-Progress (pertaining to Property, Plant and Equipment)	2,281.52	34,545.83
<b>Total</b>	<b>2,281.52</b>	<b>34,545.83</b>

#### Note:

For charges created refer note 18.

#### 4.4 Intangible Assets

Net Carrying amount of:	As at 31st March, 2020	As at 31st March, 2019
Intangible assets		
Computer software	9.92	9.12
<b>Total</b>	<b>9.92</b>	<b>9.12</b>

Description of Assets	Computer software	Total
<b>I. Cost</b>		
Balance as at 1st April, 2018	6.34	6.34
Additions for the year	14.91	14.91
Disposals for the year	-	-
<b>Balance as at 31st March, 2019</b>	<b>21.25</b>	<b>21.25</b>
Additions for the year	3.67	3.67
Disposals for the year	-	-
<b>Balance as at 31st March, 2020</b>	<b>24.92</b>	<b>24.92</b>
<b>II. Accumulated amortisation</b>		
Balance as at 1st April, 2018	0.32	0.32
Amortisation expense for the year	11.81	11.81
Disposals for the year	-	-
<b>Balance as at 31st March, 2019</b>	<b>12.13</b>	<b>12.13</b>
Amortisation expense for the year	2.87	2.87
Disposals for the year	-	-
<b>Balance as at 31st March, 2020</b>	<b>15.00</b>	<b>15.00</b>



**ADANI GREEN ENERGY (UP) LIMITED**

Notes to financial statements as at and for the year ended on 31st March, 2020



**4.2 Right-of-Use Assets (Refer note 32)**

Particulars	(₹ in Lakhs)	
	As at	31st March, 2020
Net Carrying amount of:		
Lease hold land	5,328.00	
	<b>5,328.00</b>	

Description of Assets	(₹ in Lakhs)	
	Lease hold land	Total
<b>I. Cost</b>		
Balance as at 1st April, 2019	<b>5,480.46</b>	<b>5,480.46</b>
Transition Impact on adoption of Ind AS 116	42.62	42.62
Addition during the year		
<b>Balance as at 31st March, 2020</b>	<b>5,523.08</b>	<b>5,523.08</b>
<b>II. Accumulated Depreciation</b>		
Balance as at 1st April, 2019	-	-
Depreciation expense for the year	195.08	195.08
<b>Balance as at 31st March, 2020</b>	<b>195.08</b>	<b>195.08</b>

5 Other Non-current Financial Assets	As at 31st March, 2020 (₹ in Lakhs)	As at 31st March, 2019 (₹ in Lakhs)
(Unsecured, considered good)		
Balances held as Margin Money or security against borrowings (refer note (i) below)	6,993.37	-
Fixed Deposits - Maturity more than 12 months	-	0.33
Derivative Assets	-	600.02
<b>Total</b>	<b>6,993.37</b>	<b>600.35</b>

**Note:**

(i) Margin money is pledged / lien against term loan and credit facilities which is expected to roll over after the maturity.

(ii) For charges created refer note 18.

6 Deferred Tax Assets (Net)	As at 31st March, 2020 (₹ in Lakhs)	As at 31st March, 2019 (₹ in Lakhs)
<b>Deferred Tax Liabilities on</b>		
Difference between book base and tax base of property, plant and equipment	490.97	-
<b>Gross Deferred Tax Liabilities (a)</b>	<b>490.97</b>	<b>-</b>
<b>Deferred Tax Assets on</b>		
Unabsorbed Depreciation	5,354.44	2,514.16
Provision for Employee Benefits	14.32	9.27
Difference between book base and tax base of property, plant and equipment	-	825.30
<b>Gross Deferred Tax Assets (b)</b>	<b>5,368.76</b>	<b>3,348.73</b>
<b>Net Deferred Tax Asset Total (b-a)</b>	<b>4,877.79</b>	<b>3,348.73</b>

**(a) Movement in deferred tax assets (net) for the Financial Year 2019-20**

Particulars	Opening Balance as at 1st April, 2019	Recognised in profit and Loss	Recognised in OCI	Closing Balance as at 31st March, 2020
<b>Tax effect of items constituting deferred tax liabilities:</b>				
Difference between book base and tax base of property, plant and equipment	-	481.11	9.86	490.97
<b>Total</b>	<b>-</b>	<b>481.11</b>	<b>9.86</b>	<b>490.97</b>
<b>Tax effect of items constituting deferred tax assets :</b>				
Provision for Employee Benefits	9.27	3.90	1.15	14.32
Unabsorbed depreciation	2,514.16	2,840.28	-	5,354.44
Difference between book base and tax base of property, plant and equipment	825.30	(825.30)	-	-
<b>Total</b>	<b>3,348.73</b>	<b>2,018.88</b>	<b>1.15</b>	<b>5,368.76</b>
<b>Net Deferred Tax Asset</b>	<b>3,348.73</b>	<b>1,537.77</b>	<b>(8.71)</b>	<b>4,877.79</b>

**(b) Movement in deferred tax assets (net) for the Financial Year 2018-19**

Particulars	Opening Balance as at 1st April, 2018	Recognised in profit and Loss	Recognised in OCI	Closing Balance as at 31st March, 2019
<b>Tax effect of items constituting deferred tax liabilities:</b>				
Difference between book base and tax base of property, plant and equipment	95.18	(95.18)	-	-
<b>Total</b>	<b>95.18</b>	<b>(95.18)</b>	<b>-</b>	<b>-</b>
<b>Tax effect of items constituting deferred tax assets :</b>				
Provision for Employee Benefits	-	10.96	(1.69)	9.27
Unabsorbed depreciation	417.25	2,096.91	-	2,514.16
Difference between book base and tax base of property, plant and equipment	-	827.94	(2.64)	825.30
<b>Total</b>	<b>417.25</b>	<b>2,935.81</b>	<b>(4.33)</b>	<b>3,348.73</b>
<b>Net Deferred Tax Asset</b>	<b>322.07</b>	<b>3,030.99</b>	<b>(4.33)</b>	<b>3,348.73</b>

The Company has entered into long term power purchase agreement with state distribution companies for period of 25 years, pursuant to this management is reasonably certain that the unabsorbed depreciation will be utilized. Unabsorbed depreciation can be utilised at anytime without any restriction or time frame.

Also refer note 45 for impact of Taxation Laws (Amendment) Ordinance, 2019. ('the Ordinance').

7	Other Non-current Assets (Unsecured, considered good)	As at 31st March, 2020 (₹ in Lakhs)	As at 31st March, 2019 (₹ in Lakhs)
	Capital advances*	2,782.10	1,147.80
	Balances with government authorities (refer note 31)	2,856.87	1,934.04
	Staff Relocation Advance	0.20	0.30
	Prepaid Expenses	-	31.36
	<b>Total</b>	<b>5,639.17</b>	<b>3,113.50</b>
*For balances with related parties, refer note 40.			
8	Inventories (At lower of Cost or Net Realisable Value)	As at 31st March, 2020 (₹ in Lakhs)	As at 31st March, 2019 (₹ in Lakhs)
	Stores and spares	133.26	66.77
	<b>Total</b>	<b>133.26</b>	<b>66.77</b>
<b>Note:</b>			
(i) For charges created refer note 18.			
9	Current Investments	As at 31st March, 2020 (₹ in Lakhs)	As at 31st March, 2019 (₹ in Lakhs)
	Investment measured at FVTPL		
	Investment in Mutual Funds (Unquoted and fully paid)		
	30,111.106 Units (As at 31st March, 2019 Nil Units) of Nippon India Liquid Fund Direct Growth Plan of face value ₹ 1000 each)	1,460.60	-
	9,198.905 Units (As at 31st March, 2019 Nil Units) of UTI Overnight Fund-Direct Growth Plan of face value ₹ 1000 each)	251.50	-
		<b>1,712.10</b>	<b>-</b>
	Aggregate value of unquoted investments	1,712.10	-
	Fair value of unquoted investments	1,712.10	-
10	Trade Receivable	As at 31st March, 2020 (₹ in Lakhs)	As at 31st March, 2019 (₹ in Lakhs)
	Unsecured, considered good (refer note 42)	5,834.74	3,094.36
	Unsecured, Credit Impaired	416.55	-
	Less: Allowance for impairment	(416.55)	-
	<b>Total</b>	<b>5,834.74</b>	<b>3,094.36</b>
<b>Notes :</b>			
(i) For charges created refer note 18.			
(ii) For balances with related parties, refer note 40.			
11	Cash and Cash equivalents	As at 31st March, 2020 (₹ in Lakhs)	As at 31st March, 2019 (₹ in Lakhs)
	Balances with banks		
	In current accounts	2,264.11	436.50
	<b>Total</b>	<b>2,264.11</b>	<b>436.50</b>
<b>Note :</b>			
(i) For charges created refer note 18.			
12	Bank balance (other than Cash and Cash equivalents)	As at 31st March, 2020 (₹ in Lakhs)	As at 31st March, 2019 (₹ in Lakhs)
	Balances held as Margin Money (refer note (ii) below)	92.44	102.34
	<b>Total</b>	<b>92.44</b>	<b>102.34</b>
<b>Notes:</b>			
(i) For charges created refer note 18.			
(ii) Margin Money is pledged / lien against Rupee term loan and Bond.			
13	Current Loans (Unsecured, considered good)	As at 31st March, 2020 (₹ in Lakhs)	As at 31st March, 2019 (₹ in Lakhs)
	Loans to related parties (refer note (i) below and note 40)	1,290.00	-
	Loans to employees	0.64	1.11
	<b>Total</b>	<b>1,290.64</b>	<b>1.11</b>
<b>Note:</b>			
(i) Loans to related parties are receivable within one year from the date of balance sheet and carry nil interest rate.			
(ii) For charges created refer note 18.			

14 Other Current Financial Assets	As at 31st March, 2020 (₹ in Lakhs)	As at 31st March, 2019 (₹ in Lakhs)
(Unsecured, considered good)		
Interest accrued but not due	27.93	2.05
Contract assets - Unbilled Revenue (refer note 42)	2,490.62	2,044.16
Derivative Assets	7,233.30	93.60
Security deposit	42.50	21.43
<b>Total</b>	<b>9,794.35</b>	<b>2,161.24</b>

**Note :**

(i) For charges created refer note 18.

15 Other Current Assets	As at 31st March, 2020 (₹ in Lakhs)	As at 31st March, 2019 (₹ in Lakhs)
(Unsecured, considered good)		
Advance for supply of goods and services*	138.25	2,599.69
Prepaid Expenses	6.22	207.16
Advance to Employees	13.62	15.87
Balances with Government authorities	66.94	-
<b>Total</b>	<b>225.03</b>	<b>2,822.72</b>

\*For balances with related parties, refer note 40.

16 Equity Share Capital	As at 31st March, 2020 (₹ in Lakhs)	As at 31st March, 2019 (₹ in Lakhs)
Authorised Share Capital		
50,000 (As at 31st March, 2019 - 50,000) equity shares of ₹ 10/- each	5.00	5.00
<b>Total</b>	<b>5.00</b>	<b>5.00</b>
Issued, Subscribed and fully paid-up equity shares		
50,000 (As at 31st March, 2019 - 50,000) equity shares of ₹ 10/- each	5.00	5.00
<b>Total</b>	<b>5.00</b>	<b>5.00</b>

**a. Reconciliation of the shares outstanding at the beginning and at the end of the reporting year****Equity Shares**

	As at 31st March, 2020		As at 31st March, 2019	
	No. of Shares	(₹ in Lakhs)	No. of Shares	(₹ in Lakhs)
At the beginning of the year	50,000	5.00	50,000	5.00
Issued during the year	-	-	-	-
Outstanding at the end of the year	<b>50,000</b>	<b>5.00</b>	<b>50,000</b>	<b>5.00</b>

**b. Terms/rights attached to equity shares**

The Company has only one class of equity shares having par value of ₹ 10 per share. Each holder of equity shares is entitled to one vote per share. In the event of liquidation of the Company the holders of the equity shares will be entitled to receive remaining assets of the Company, after distribution of all preferential amounts. The distribution will be in proportion to the number of equity shares held by the share holders. The dividend proposed by the Board of Directors if any, is subject to the approval of shareholders in the ensuing Annual General Meeting, except in case of interim dividend.

**c. Shares held by Holding company**

Out of equity shares issued by the Company, shares held by its holding company are as under:

	As at 31st March, 2020 (₹ in Lakhs)	As at 31st March, 2019 (₹ in Lakhs)
Adani Green Energy Limited	5.00	5.00
50,000 (as at 31st March, 2019 50,000) Fully paid up Equity shares of ₹ 10/- each. (together with its nominees)		

**d. Details of shareholders holding more than 5% shares in the Company**

	As at 31st March, 2020		As at 31st March, 2019	
	No. of Shares	% holding in the class	No. of Shares	% holding in the class
Equity shares of ₹ 10 each fully paid				
Adani Green Energy Limited, Holding company	50,000	100.00%	50,000	100.00%
(together with its nominees)				
	<b>50,000</b>	<b>100.00%</b>	<b>50,000</b>	<b>100.00%</b>

17 Other Equity		As at 31st March, 2020 (₹ in Lakhs)	As at 31st March, 2019 (₹ in Lakhs)
<b>Retained earnings</b>			
Opening Balance		(10,132.95)	(58.82)
(Add) : Loss for the year		(4,303.78)	(10,078.26)
(Add) / Less: Other Comprehensive (Loss) / Income arising from remeasurement of defined benefit plan, net of tax		(3.42)	4.13
<b>Closing Balance</b>	<b>Total (A)</b>	<b>(14,440.15)</b>	<b>(10,132.95)</b>
<b>Cash Flow Hedge reserve</b>			
		38.39	9.06
	<b>Total (B)</b>	<b>38.39</b>	<b>9.06</b>
	<b>Total (A+B)</b>	<b>(14,401.76)</b>	<b>(10,123.89)</b>

**Notes:**

(i) Retained earnings represents the amount that can be distributed by the Company as dividends considering the requirements of the Companies' Act, 2013.

(ii) The cash flow hedging reserve represents the cumulative effective portion of gains or losses arising on changes in fair value of designated portion of hedging instruments entered into for cash flow hedges. The cumulative gain or loss arising on changes in fair value of the designated portion of the hedging instruments that are recognised and accumulated under the heading of cash flow hedging reserve will be reclassified to profit or loss only when the hedged transaction affects the profit or loss.

18 Non - Current Borrowings (At amortised cost)		As at 31st March, 2020 (₹ in Lakhs)	As at 31st March, 2019 (₹ in Lakhs)
<b>Secured borrowings (refer note (i), (ii) and (iii) below)</b>			
Term Loans			
From Banks		11,009.48	-
From Financial Institutions		8,493.03	51,213.50
Trade Credits			
From Banks		-	24,006.34
5.44% Senior Secured USD Bond		106,293.23	-
<b>Unsecured borrowings</b>			
From Related Parties (refer note 40 and (iv) below)		15,327.55	11,115.90
Lease Liability		4,644.37	-
	<b>Total</b>	<b>145,767.66</b>	<b>86,335.74</b>

**Notes:**

**The Security and repayment details for the balances as at 31st March, 2020**

(i) Bond from Financial Institution aggregating to ₹ 107,461.24 Lakhs (as at 31st March, 2019 Nil) are secured / to be secured by first charge on all present and future immovable assets including free hold land, movable assets including plant and machinery and other assets relating to project and current assets including Debt Service Reserve Account, Trust and Retention Account other bank accounts, renewable energy certificate and carbon credit certificate and other reserves of the Company. Further, secured / to be secured by pledge of 100% Equity shares held by the Holding Company and Cross Guarantee amongst RG 1 entities (i.e AGEUPL, PDPL and PSEPL). The same carries an interest rate 5.44% p.a. The Bonds are repayable on 10th December, 2024, due-date as per the offering circular.

(ii) Rupee term loans from a Bank aggregating to ₹ 11,693.18 Lakhs (as at 31st March, 2019 Nil), from a Financial Institution aggregating to ₹ 9,020.45 Lakhs (as at 31st March, 2019 ₹ 52,895.80 Lakhs) and Trade Credit facility from banks Nil (As at 31st March, 2019 ₹ 24,342.40 Lakhs) are secured /to be secured by first charge on all present and future immovable assets including free hold land, movable assets including plant and machinery and other assets relating to project and current assets including Debt Service Reserve Account, Trust and Retention Account other bank accounts, renewable energy certificate and carbon credit certificate and other reserves of the Company. Further, secured or to be secured / to be secured by pledge of 100% Equity shares held by the Holding Company. The same carries an interest rate in range of 10.00% p.a. to 11.00% p.a. and are payable in 60 structured quarterly instalments each starting from financial year 2019-20.

(iii) Foreign Currency Loan aggregating to Nil (as at 31st March, 2019 ₹ 4,320.60 Lakhs) from Financial Institutions were secured /to be secured by first Pari-Passu charge on all immovable properties of the project together with all appurtenance thereon and thereunder both present and future also movable of the Project but limited to Cash Flow, receivable and movable machinery of the, Company carry an interest rate in range of 4.00% p.a. to 5.00% p.a. Further, the facilities were secured by pledge of 51% of equity shares held by the Holding Company.

(iv) Loans from related parties are repayable on mutually agreed terms after the period of 1 year from the date of balance sheet and carry an interest rate of 10.05%.

<b>19 Non - Current Provisions</b>	<b>As at 31st March, 2020 (₹ in Lakhs)</b>	<b>As at 31st March, 2019 (₹ in Lakhs)</b>
Provision for Employee Benefits		
Provision for Gratuity (refer note 39)	26.86	13.62
Provision for Compensated Absences (refer note 39)	23.32	14.29
<b>Total</b>	<b>50.18</b>	<b>27.91</b>
<b>20 Current Borrowings</b>	<b>As at 31st March, 2020 (₹ in Lakhs)</b>	<b>As at 31st March, 2019 (₹ in Lakhs)</b>
Unsecured Borrowings		
From Related Parties (refer note (i) below and note 40)	48,303.87	34,625.14
<b>Total</b>	<b>48,303.87</b>	<b>34,625.14</b>
<b>Notes:</b>		
(i) Loans from related parties are repayable on mutually agreed terms within the period of 1 year from the date of balance sheet and carry an interest rate ranging from Nil to 10.50% p.a.		
<b>21 Trade Payables</b>	<b>As at 31st March, 2020 (₹ in Lakhs)</b>	<b>As at 31st March, 2019 (₹ in Lakhs)</b>
Trade Payables		
i. Total outstanding dues of micro enterprises and small enterprises (refer note 41)	9.75	41.68
ii. Total outstanding dues of creditors other than micro enterprises and small enterprises	504.14	2,608.98
<b>Total</b>	<b>513.89</b>	<b>2,650.66</b>
<b>Notes:</b>		
(i) For balances with related parties, refer note 40.		
<b>22 Other Current Financial Liabilities</b>	<b>As at 31st March, 2020 (₹ in Lakhs)</b>	<b>As at 31st March, 2019 (₹ in Lakhs)</b>
Current maturities of Non-Current borrowings (Secured) (refer note 18)	969.08	3,968.80
Current maturity of Lease Liability(Unsecured) (refer note 18)	437.57	-
Interest accrued but not due on borrowings	1,809.77	213.37
Retention money payable	722.43	960.07
Capital creditors* (refer note 41)	5,997.54	45,184.93
Derivatives Liabilities	-	1,280.09
Other Payables	1.84	-
<b>Total</b>	<b>9,938.23</b>	<b>51,607.26</b>
<b>Note:</b>		
(i) For balances with related parties, refer note 40.		
* Capital creditors represents the amounts payable for purchase of Property, Plant and Equipment and Capital Work in Progress. For total outstanding dues of micro enterprises and small enterprises refer note 41.		
<b>23 Other Current Liabilities</b>	<b>As at 31st March, 2020 (₹ in Lakhs)</b>	<b>As at 31st March, 2019 (₹ in Lakhs)</b>
Statutory liabilities	163.33	197.50
Advance From Customer	0.99	12.35
<b>Total</b>	<b>164.32</b>	<b>209.85</b>
<b>24 Current Provisions</b>	<b>As at 31st March, 2020 (₹ in Lakhs)</b>	<b>As at 31st March, 2019 (₹ in Lakhs)</b>
Provision for Employee Benefits		
Provision for Compensated Absences (refer note 39)	6.72	3.89
<b>Total</b>	<b>6.72</b>	<b>3.89</b>

25 Revenue from Operations	For the year ended 31st March, 2020 (₹ in Lakhs)	For the year ended 31st March, 2019 (₹ in Lakhs)
Revenue from Contract with Customers (refer note 42)		
Revenue from Power Supply	24,015.35	17,238.74
Revenue from Traded Goods	263.94	132.73
Other Operating Revenue		
Income from Sale of Services	1,210.66	-
Income from Carbon Credit	20.29	-
<b>Total</b>	<b>25,510.24</b>	<b>17,371.47</b>
26 Other Income	For the year ended 31st March, 2020 (₹ in Lakhs)	For the year ended 31st March, 2019 (₹ in Lakhs)
Interest Income (refer note (i) below)	426.69	12.00
Net gain on sale/ fair valuation of Investments through profit and loss (refer note (ii) below)	128.99	27.70
Profit on Sale / Retirement of Assets (net)	-	1.07
Sale of Scrap	27.10	23.76
Other Income	19.28	15.63
<b>Total</b>	<b>602.06</b>	<b>80.16</b>
<b>Notes:</b>		
(i) Interest income includes ₹ 426.59 Lakhs (As at 31st March, 2019: ₹ 3.91 Lakhs) from Bank deposits.		
(ii) Includes fair value gain as at 31st March, 2020 amounting to ₹ 0.70 Lakhs (as at 31st March, 2019 ₹ Nil).		
27 Employee Benefits Expenses	For the year ended 31st March, 2020 (₹ in Lakhs)	For the year ended 31st March, 2019 (₹ in Lakhs)
Salaries, Wages and Bonus	381.18	235.56
Contribution to Provident and Other Funds (refer note 40)	27.55	15.40
Staff welfare expenses	19.82	41.06
<b>Total</b>	<b>428.55</b>	<b>292.02</b>
28 Finance costs	For the year ended 31st March, 2020 (₹ in Lakhs)	For the year ended 31st March, 2019 (₹ in Lakhs)
(a) Interest Expenses on financial liabilities measured at amortised cost:		
Interest on Loans and Bond	13,738.70	7,861.00
Interest on Lease Liability	518.15	-
Interest Expenses - Trade Credit and Others	438.90	3,259.01
<b>(a)</b>	<b>14,695.75</b>	<b>11,120.01</b>
(b) Other borrowing costs :		
(Gain) on Derivatives Contracts	(6,726.37)	(686.27)
Bank Charges and Other Borrowing Costs	161.46	430.33
<b>(b)</b>	<b>(6,564.91)</b>	<b>(255.94)</b>
(c) Exchange difference regarded as an adjustment to borrowing cost	3,862.54	1,539.57
<b>(c)</b>	<b>3,862.54</b>	<b>1,539.57</b>
<b>Total (a+b+c)</b>	<b>11,993.38</b>	<b>12,403.64</b>

**29 Other Expenses**

	For the year ended 31st March, 2020 (₹ in Lakhs)	For the year ended 31st March, 2019 (₹ in Lakhs)
Transmission Expenses	0.15	2.74
Stores and Spares Consumed	191.97	178.07
Repairs and Maintenance		
Plant and Equipment (refer note 40)	1,672.09	1,495.09
Others	13.11	3.50
Rent Expenses	28.03	381.65
Rates and Taxes	3.26	9.08
Legal and Professional Expenses (refer note 40)	682.00	602.95
Loss on Sale / Retirement of Property, plant and Equipment (net)	1.43	-
Directors' Sitting Fees	1.17	-
Communication expenses	32.08	44.79
Payment to Auditors		
Statutory Audit Fees	1.46	2.27
Tax Audit	0.97	0.89
Others	3.50	4.04
Electricity Expenses	2.31	2.05
Insurance expenses	60.82	38.43
Foreign Exchange Fluctuation and derivative loss	6,941.60	2,916.53
Office Expenses	10.21	15.40
Travelling and conveyance expenses	203.64	256.69
Credit Impairment of trade receivable	206.46	-
Miscellaneous Expenses	91.59	73.27
<b>Total</b>	<b>10,147.85</b>	<b>6,027.44</b>

**30 Income Tax**

The major components of Income tax expense for the years ended 31st March, 2020 and 31st March, 2019 are:

**Income Tax Expense :**

	For the year ended 31st March, 2020 (₹ in Lakhs)	For the year ended 31st March, 2019 (₹ in Lakhs)
<b>Current Tax:</b>		
Current Income Tax Charge	-	-
Adjustment of tax relating to earlier periods	0.02	-
<b>Total (a)</b>	<b>0.02</b>	<b>-</b>
<b>Deferred Tax</b>		
In respect of current year origination and reversal of temporary differences	(1,537.77)	(3,030.99)
<b>Total (b)</b>	<b>(1,537.77)</b>	<b>(3,030.99)</b>
<b>Total (a+b)</b>	<b>(1,537.75)</b>	<b>(3,030.99)</b>
	For the year ended 31st March, 2020 (₹ in Lakhs)	For the year ended 31st March, 2019 (₹ in Lakhs)
<b>(Loss) before tax as per Statement of Profit and Loss</b>	<b>(5,841.53)</b>	<b>(13,106.61)</b>
<b>Income tax using the company's domestic tax rate 25.17% (as at 31st March, 2019 @ 29.12%) (refer note 45)</b>	<b>(1,470.20)</b>	<b>(3,816.65)</b>
<b>Tax Effect of :</b>		
(i) Change in estimate relating to prior years	-	107.93
(ii) Change in Tax Rates	454.47	-
(iii) Adjustment of tax relating to earlier periods	0.02	-
(iv) Non-deductible expenses	-	677.73
(v) Others	(522.05)	-
<b>Income tax recognised in Statement of Profit and Loss at effective rate</b>	<b>(1,537.75)</b>	<b>(3,030.99)</b>



**31 Contingent Liabilities and Commitments (to the extent not provided for) :****(i) Contingent Liabilities :**

	As at 31st March, 2020 (₹ In Lakhs)	As at 31st March, 2019 (₹ In Lakhs)
The Company has received demand for liquidation damages for various projects completed beyond the contractually agreed dates. The Company has filed appeal against such demands with appellant authorities. The management believes the reason for delay were not attributable to the Company and the facts underlying the Company's position, it believes that the probability that it will ultimately be found liable for these assessments currently does not seem probable and accordingly has not accrued any amount with respect to these matters in its financial statements. The Company does not expect the impact of these demands to have a material adverse effect on its financial position and financial results.	2,856.87	1,921.89

The Honourable Supreme Court of India vide its order dated 28th February, 2019 held that 'Basic Wages' for the contribution towards Provident Fund (PF) should only exclude [in addition to specific exclusions under Section 2(b)(i) of the Employees Provident Fund Act, 1952]:

- a) amounts that are payable to the employee for undertaking work beyond the normal work which he/she is otherwise required to put in and
- b) allowances which are either variable or linked to any incentive for production resulting in greater output by an employee and that the allowances are not paid across the board to all employees in a particular category or were being paid especially to those who avail the opportunity.

With reference to the above mentioned judgment, the Company's Management is of the view that there is considerable uncertainty around the timing, manner and extent in which the judgment will be interpreted and applied by the regulatory authorities. Management has evaluated the probable impact of the same and concluded that there is very insignificant impact of the same on the Company, accordingly no impact in the books of accounts has been considered.

	As at 31st March, 2020 (₹ In Lakhs)	As at 31st March, 2019 (₹ In Lakhs)
<b>(ii) Commitments :</b>		
Capital Commitment	550.68	741.69
	<b>550.68</b>	<b>741.69</b>

**32 Leases****Transition to Ind AS 116 Leases:**

The Ministry of Corporate Affairs ("MCA") through the Companies (Indian Accounting Standards) Amendment Rules, 2019 has notified Ind AS 116 Leases ('Ind AS 116') which replaces the existing lease standard, Ind AS 17 Leases. Ind AS 116 sets out the principles for recognition, measurement, presentation and disclosure of leases for both lessees and lessors.

Effective 1st April, 2019, the Company has adopted Ind AS 116 – Leases and applied the standard to all lease contracts existing on 1st April, 2019 using the modified retrospective method. The Company has recorded the lease liability at the present value of the lease payments discounted at the incremental borrowing rate at the date of initial application and right of use asset at an amount equal to the lease liability adjusted for any prepayments/accruals recognised in the balance sheet as on 31st March, 2019. There is no impact on retained earnings as on 1st April, 2019.

The Company has elected below practical expedients on transition to Ind AS 116:

1. Applied a single discount rate to a portfolio of leases with reasonably similar characteristics.
  2. Applied the exemption not to recognise right of use assets and lease liabilities with less than 12 months of lease term on the date of initial application.
  3. Excluded the initial direct costs from the measurement of right of use asset at the date of initial application.
  4. Elected not to reassess whether a contract is, or contains a lease at the date of initial application. Instead, for contracts entered into before the transition date, the Company relied on its assessment made applying Ind AS 17 Leases.
- A contract is, or contains, a lease if the contract conveys the right to control the use of an identified assets for a period of time in exchange for consideration.

Ministry of Corporate Affairs ("MCA") through Companies (Indian Accounting Standards) Amendment Rules, 2019 and Companies (Indian Accounting Standards) Second Amendment Rules, has notified the Ind AS 116 Leases which replaces the existing lease standard, Ind AS 17 Leases, and other interpretations. Ind AS 116 sets out the principles for the recognition, measurement, presentation and disclosure of leases for both lessees and lessors. It introduces a single, on-balance sheet lease accounting model for lessees.

The Company has adopted Ind AS 116, effective annual reporting period beginning 1st April, 2019 and applied the standards to its leases, prospectively, applying the standards on initial application without making any adjustment to opening balance of retained earnings.

The Company has elected not to apply the requirements of Ind AS 116 to short term leases of all the assets that have a lease term of twelve months or less and leases for which the underlying asset is of low value. The lease payments associated with these leases are recognized as an expense on a straight line basis over the lease term.

The weighted average incremental borrowing rate applied to lease liabilities as at 1st April, 2019 is 10.50%.

The following is the movement in Lease liabilities during the year ended 31st March, 2020.

Particulars	As at 31st March, 2020 (₹ In Lakhs)
Balance as at 1st April, 2019 (adoption of Ind AS 116)	4,889.72
Finance costs incurred during the year	518.15
Payments of Lease Liabilities	(325.93)
Balance as at 31st March, 2020 (refer note 18 and 22)	5,081.94

### 33 Financial Instruments and Financial Risk Review

The Company's risk management activities are subject to the management direction and control under the framework of Risk Management Policy as approved by the Board of Directors of the Company. The Management ensures appropriate risk governance framework for the Company through appropriate policies and procedures and those risks are identified, measured and managed in accordance with the Company's policies and risk.

The Company's financial liabilities comprise mainly of borrowings, trade and other payables. The Company's financial assets comprise mainly of investments, cash and cash equivalents, other balances with banks, loans, trade receivables and other receivables.

The Company has exposure to the following risks arising from financial instruments:

- Market risk;
- Credit risk; and
- Liquidity risk

#### Market risk

Market risk is the risk that the fair value of future cash flows of a financial instrument will fluctuate because of changes in market prices. Market risk comprises three types of risk: Interest rate risk, currency risk and price risk.

##### (i) Interest rate risk

Interest rate risk is the risk that the fair value or future cash flows of a financial instrument will fluctuate because of changes in market interest rates. The Company's exposure to the risk of changes in market interest rates relates primarily to the Company's long-term debt obligations with fixed and floating interest rates.

The Company manages its interest rate risk by having a mixed portfolio of fixed and variable rate loans and borrowings. The Company's borrowings from banks are at floating rate of interest and borrowings from related parties are at fixed rate of interest.

The sensitivity analysis have been carried out based on the exposure to interest rates for instruments not hedged against interest rate fluctuations at the end of the reporting period. The said analysis has been carried on the amount of floating rate non current liabilities outstanding at the end of the reporting period. A 50 basis point increase or decrease represents the management's assessment of the reasonably possible change in interest rates.

In case of fluctuation in interest rates by 50 basis points and all other variable were held constant, the Company's profit for the year would increase or decrease as follows:

	For the year ended 31st March, 2020 (₹ in Lakhs)	For the year ended 31st March 2019 (₹ in Lakhs)
Total Exposure of the Company to variable rate of borrowing	20,713.64	81,558.78
Impact on profit or loss for the year (before tax)	103.57	407.79

##### (ii) Foreign Currency risk

Foreign Currency risk is the risk that the fair value of future cash flows of a financial instrument will fluctuate because of changes in foreign exchange rates. The Company is exposed to the effects of fluctuation in the prevailing foreign currency exchange rates on its financial position and cash flows. Exposure arises primarily due to exchange rate fluctuations between the functional currency and other currencies from the company's operating and financing activities. The Company hedges atleast 25% of its total exposure for 12 month as per policy.

Every 1% point depreciation / appreciation in the exchange rate between the Indian rupee and U.S.dollar and other currencies on the exposure of \$ 1.51 million on 31st March, 2020 and \$ 3.78 million as on 31st March, 2019, would have decreased/increased the Company's profit for the year as follows :

	For the year ended 31st March, 2020 (₹ in Lakhs)	For the year ended 31st March 2019 (₹ in Lakhs)
Impact on loss before tax for the year	11.41	26.16

##### (iii) Price risk

The Company's exposure to price risk in the investment in mutual funds and classified in the balance sheet as fair value through profit or loss. The Company's non-listed equity securities are susceptible to market price risk arising from uncertainties about future values of the investment securities. Management monitors the investments closely to mitigate its impact on profit and cash flows.

#### Credit risk

##### Trade Receivable:

Major receivables of the Company are from State distribution Companies (DISCOM) which are Government entities. The Company is regularly receiving its dues from DISCOM. Delayed payments carries interest as per the terms of agreements. Trade receivables are generally due for lesser than one year, accordingly in relation to these dues, the Company does not foresee any significant Credit Risk.

##### Other Financial Assets:

This comprises mainly of deposits with banks, investments in mutual funds, derivative assets and other intercompany receivables. Credit risk arising from these financial assets is limited and there is no collateral held against these because the counterparties are group companies, banks and recognised financial institutions. Banks and recognised financial institutions have high credit ratings assigned by the International credit rating agencies.

#### Liquidity risk

Liquidity risk is the risk that the Company will encounter difficulty in meeting the obligations associated with its financial liabilities that are settled by delivering cash or another financial asset. The Company monitors its risk of shortage of funds using cash flow forecasting models. These models consider the maturity of its financial investments, committed funding and projected cash flows from operations. The Company's objective is to provide financial resources to meet its business objectives in a timely, cost effective and reliable manner and to manage its capital structure. A balance between continuity of funding and flexibility is maintained through continued support from lenders, trade creditors as well as through issue of equity shares.

The Company is into recent stage of operations with most of the projects capitalised in the recent financial years. The Company expects to generate positive cash flows from operations in order to meet its external financial liabilities as they fall due. The Company has understanding from other group entities to extend repayment terms of borrowings as required.

**Maturity profile of financial liabilities :**

The table below provides details regarding the remaining contractual maturities of financial liabilities at the reporting date based on contractual undiscounted payments.

					(₹ in Lakhs)
As at 31st March, 2020	Note No	Less than 1 year	1 to 5 year	More than 5 Years	Total
Borrowings (Including current maturities)	18, 20, 22	49,710.52	128,403.73	17,363.93	195,478.18
Trade Payables	21	513.89	-	-	513.89
Other Financial Liabilities	22	8,531.58	-	-	8,531.58
As at 31st March, 2019	Note No	Less than 1 year	1 to 5 year	More than 5 Years	Total
Borrowings (Including current maturities)	18, 20, 22	38,593.94	22,973.74	63,362.00	124,929.68
Trade Payables	21	2,650.66	-	-	2,650.66
Other Financial Liabilities	22	46,358.38	-	-	46,358.38
Derivatives Liabilities	22	1,280.09	-	-	1,280.09

**34 The Company has taken various derivatives to hedge its loans. The outstanding position of derivative instruments is as under:**

Nature	Purpose	As at 31st March, 2020		As at 31st March, 2019	
		(₹ in Lakhs)	Foreign Currency (USD in Million)	(₹ in Lakhs)	Foreign Currency (USD in Million)
Option structure	Hedging of Buyer's credit	-	-	20,241.88	29.27
Forward covers	Hedging of Trade Credits, ECB Principle, Interest accrued and Document against Acceptance Bills	27,563.25	36.43	35,225.95	50.94
Principle only Swap	Hedging of ECB Principle and bond	86,163.52	113.88	-	-
Currency Swap	Hedging of ECB/ Foreign Currency Loans	-	-	4,320.64	6.25
<b>Total</b>		<b>113,726.77</b>	<b>150.31</b>	<b>59,788.47</b>	<b>86.46</b>

The details of foreign currency exposures not hedged by derivative instruments are as under :-

	Currency	As at 31st March, 2020		As at 31st March, 2019	
		(₹ in Lakhs)	Foreign Currency (in Million)	(₹ in Lakhs)	Foreign Currency (in Million)
Creditors and Acceptances	USD	1,141.11	1.51	2,450.93	3.54
Creditors and Acceptances	GBP	-	-	0.45	0.00
Interest accrued but not due	USD	-	-	164.45	0.24
<b>Total</b>		<b>1,141.11</b>	<b>1.51</b>	<b>2,615.83</b>	<b>3.78</b>

(Closing rate as at 31st March, 2020 : INR/USD - 75.665 and as at 31st March, 2019 : INR/USD - 69.155, INR/GBP - 90.525).

(Figures below USD 0.05 million are denominated by 0.00)

**35 Capital Management**

The Company's objectives for managing capital is to safeguard continuity and healthy capital ratios in order to support its business and provide adequate return to shareholders through continuing growth. The Company's overall strategy remains unchanged from previous year.

The Company sets the amount of capital required on the basis of annual business and long-term operating plans which include capital and other strategic investments.

The funding requirements are met through a mixture of equity, internal fund generation, and other non current / current borrowings. The Company's policy is to use current and non current borrowings to meet anticipated funding requirements. The Company monitors capital on the basis of the net debt to equity ratio.

The Company believes that it will be able to meet all its current liabilities and interest obligation on timely manner, Since most of the current liabilities is from related parties.

In order to achieve this overall objective, the Company's capital management, amongst other things, aims to ensure that it meets financial covenants attached to the interest-bearing loans and borrowings that define capital structure requirements. Breaches in meeting the financial covenants would permit the bank to immediately calls loan and borrowings. There have been no breaches in the financial covenants of any interest bearing loans and borrowings in the current period. No changes were made in the objectives, policies or processes for managing capital during the years ended 31st March, 2020 and 31st March, 2019.

Particulars	Note	For the year ended 31st March, 2020 (₹ in Lakhs)	For the year ended 31st March, 2019 (₹ in Lakhs)
Net debt (total debt less cash and cash equivalents) (A)	11, 18, 20 and 22	193,214.08	124,493.18
Total capital (including perpetual debt) (B)	16 and 17	(6,796.57)	(2,518.70)
Total capital and net debt C=(A+B)		186,417.51	121,974.48
Gearing ratio (A/C)		<b>103.65%</b>	<b>102.06%</b>

**36 Fair Value Measurement :**

a) The carrying value of financial instruments by categories as of 31st March, 2020 is as follows :

(₹ In Lakhs)				
Particulars	Fair Value through Other Comprehensive Income	Fair Value through profit or loss	Amortised cost	Total
<b>Financial Assets</b>				
Investments	-	1,712.10	-	1,712.10
Trade Receivables	-	-	5,834.74	5,834.74
Cash and Cash Equivalents	-	-	2,264.11	2,264.11
Bank balances other than cash and cash equivalents	-	-	92.44	92.44
Loans	-	-	1,290.64	1,290.64
Other Financial Assets	-	-	9,554.42	9,554.42
Derivative Assets	39.19	7,194.11	-	7,233.30
<b>Total</b>	<b>39.19</b>	<b>8,906.21</b>	<b>19,036.35</b>	<b>27,981.75</b>
<b>Financial Liabilities</b>				
Borrowings (Including current maturities)	-	-	195,478.18	195,478.18
Trade Payables	-	-	513.89	513.89
Other Financial Liabilities	-	-	8,531.58	8,531.58
<b>Total</b>	<b>-</b>	<b>-</b>	<b>204,523.66</b>	<b>204,523.66</b>

b) The carrying value of financial instruments by categories as of 31st March, 2019 is as follows :

(₹ In Lakhs)				
Particulars	Fair Value through Other Comprehensive Income	Fair Value through profit or loss	Amortised cost	Total
<b>Financial Assets</b>				
Cash and cash equivalents	-	-	3,094.36	3,094.36
Trade Receivables	-	-	436.50	436.50
Bank balances other than cash and cash equivalents	-	-	102.34	102.34
Loans	-	-	1.11	1.11
Other Financial assets	-	-	2,667.99	2,667.99
Derivate Assets	93.60	-	-	93.60
<b>Total</b>	<b>93.60</b>	<b>-</b>	<b>6,302.30</b>	<b>6,395.90</b>
<b>Financial Liabilities</b>				
Borrowings (Including current maturities)	-	-	124,929.68	124,929.68
Trade Payables	-	-	2,650.66	2,650.66
Other Financial Liabilities	-	-	46,358.37	46,358.37
Derivative Liabilities	-	1,280.09	-	1,280.09
<b>Total</b>	<b>-</b>	<b>1,280.09</b>	<b>173,938.71</b>	<b>175,218.80</b>

Note:

(i) Fair value of financial assets and liabilities measured at amortised cost is not materially different from the fair value. Further, impact of time value of money is not significant for the financial instruments classified as current. Accordingly, the fair value has not been disclosed separately.

**37 Fair Value hierarchy :**

(₹ In Lakhs)				
Particulars		As at 31st March, 2020		
		Level 2	Level 3	Total
<b>Assets</b>				
Investment		1,712.10	-	1,712.10
Derivative Assets		7,233.30	-	7,233.30
<b>Total</b>		<b>8,945.40</b>	<b>-</b>	<b>8,945.40</b>
<b>Liabilities</b>				
Derivative Liabilities		-	-	-
<b>Total</b>		<b>-</b>	<b>-</b>	<b>-</b>
Particulars		As at 31st March, 2019		
		Level 2	Level 3	Total
<b>Assets</b>				
Derivative Assets		93.60	-	93.60
<b>Total</b>		<b>93.60</b>	<b>-</b>	<b>93.60</b>
<b>Liabilities</b>				
Derivative Liabilities		1,280.09	-	1,280.09
<b>Total</b>		<b>1,280.09</b>	<b>-</b>	<b>1,280.09</b>

(i) The fair values of investments in mutual fund units is based on the net asset value ('NAV') as stated by the issuers of these mutual fund units in the published statements as at Balance Sheet date. NAV represents the price at which the issuer will issue further units of mutual fund and the price at which issuers will redeem such units from the investors. Accordingly it is representation of the fair value.

(ii) The fair values of the derivative financial instruments has been determined using valuation techniques with market observable inputs as at reporting date. The models incorporate various inputs including the credit quality of counter-parties and foreign exchange rates.

**38 Pursuant to the Indian Accounting Standard 33 – Earning per Share, the disclosure is as under:**

	UOM	For the year ended 31st March, 2020	For the year ended 31st March, 2019
<b>Basic and Diluted EPS</b>			
(Loss) before tax as per Statement of Profit and Loss	(₹ In Lakhs)	(4,303.78)	(10,075.62)
Add: Distribution on Unsecured Perpetual Debt in abeyance	(₹ in Lakhs)	(597.17)	(139.47)
(Loss) attributable to equity shareholders	(₹ In Lakhs)	(4,900.95)	(10,215.09)
Weighted average number of equity shares outstanding during the year	No	50,000	50,000
Nominal Value of equity share	₹	10	10
Basic and Diluted EPS	₹	(9,801.90)	(20,430.19)

**39 As per Indian Accounting standard 19 "Employee Benefits", the disclosure as defined in the accounting standard are given below.**

The status of gratuity plan as required under Ind AS-19 :

The Company operates a defined benefit plan (the Gratuity plan) covering eligible employees, which provides a lump sum payment to vested employees at retirement, death, incapacitation or termination of employment, of an amount based on the respective employee's salary and the tenure of employment.

The Company has a defined benefit gratuity plan (funded) and is governed by the Payment of Gratuity Act, 1972. Under the Act, every employee who has completed at least five year of service is entitled to gratuity benefits on departure at 15 days salary (last drawn salary) for each completed year of service. The scheme is funded with Life Insurance Corporation of India (LIC).

Each year, the management reviews the level of funding in the gratuity fund. Such review includes the asset-liability matching strategy. The management decides its contribution based on the results of this review. The management aims to keep annual contributions relatively stable at a level such that no plan deficits will arise.

Particulars	As at 31st March, 2020 (₹ In Lakhs)	As at 31st March, 2019 (₹ In Lakhs)
<b>I. Reconciliation of Opening and Closing Balances of Defined Benefit Obligation</b>		
Present Value of Defined Benefit Obligations at the beginning of the Year	18.19	86.43
Current Service Cost	7.30	3.91
Interest Cost	1.41	1.64
Employee transfer In / transfer out (Net)	0.30	(65.41)
Benefit paid	-	(1.50)
Re-measurement (or Actuarial) (gain) / loss arising from:		
Change in demographic assumptions	(1.16)	1.35
Change in financial assumptions	3.67	0.26
Experience variance (i.e. Actual experience vs assumptions)	2.06	(8.49)
<b>Present Value of Defined Benefits Obligation at the end of the year</b>	<b>31.77</b>	<b>18.19</b>
<b>II. Reconciliation of Opening and Closing Balances of the Fair value of Plan Assets</b>		
Fair Value of Plan assets at the beginning of the year	4.57	5.23
Investment Income	0.35	0.40
Return on plan asset excluding amount recognised in net interest expenses	(0.01)	(1.06)
Fair Value of Plan assets at the end of the year	<b>4.91</b>	<b>4.57</b>
<b>III. Reconciliation of the Present value of defined benefit obligation and Fair value of plan assets</b>		
Present Value of Defined Benefit Obligations at the end of the year	31.77	18.19
Fair Value of Plan assets at the end of the year	4.91	4.57
<b>Net (Liability) recognized in balance sheet as at the end of the year</b>	<b>(26.86)</b>	<b>(13.62)</b>
<b>IV. Composition of Plan Assets</b>		
100% of Plan Assets are administered by LIC.		
<b>V. Gratuity Cost for the Year</b>		
Current service cost	7.30	3.91
Interest cost	1.41	1.64
Investment Income	(0.35)	(0.40)
<b>Net Gratuity cost</b>	<b>8.36</b>	<b>5.15</b>
<b>VI. Other Comprehensive Income</b>		
Change in demographic assumptions	(1.16)	1.35
Change in financial assumptions	3.67	0.26
Experience variance (i.e. Actual experience vs assumptions)	2.06	(8.49)
Return on plan assets, excluding amount recognised in net interest expense	0.01	1.06
<b>Components of defined benefit costs recognised in Other Comprehensive Income</b>	<b>4.57</b>	<b>(5.82)</b>
<b>VII. Actuarial Assumptions</b>		
Discount Rate (per annum)	6.70%	7.60%
Annual Increase in Salary Cost	8.00%	8.00%
Attrition Rate	7.00%	5.20%
Mortality Rate during employment	Indian Assured Lives Mortality (2012-14)	Indian Assured Lives Mortality (2006-08)

**vii. Sensitivity Analysis**

Significant actuarial assumptions for the determination of the defined benefit obligation are discount rate, expected salary increase and mortality. The sensitivity analysis below have been determined based on reasonably possible changes of the assumptions occurring at the end of the reporting period, while holding all other assumptions constant. The results of sensitivity analysis is given below:

Particulars	As at 31st March, 2020 (₹ In Lakhs)	As at 31st March, 2019 (₹ In Lakhs)
Defined Benefit Obligation (Base)	31.77	18.19

Particulars	As at 31st March, 2020 (₹ in Lakhs)		As at 31st March, 2019 (₹ in Lakhs)	
	Decrease	Increase	Decrease	Increase
Discount Rate (- / + 1%)	35.82	28.37	20.78	16.04
(% change compared to base due to sensitivity)	12.8%	-10.7%	14.2%	-11.8%
Salary Growth Rate (- / + 1%)	28.37	35.73	16.03	20.74
(% change compared to base due to sensitivity)	-10.7%	12.5%	-11.9%	14.0%
Attrition Rate (- / + 50%)	34.29	30.01	18.88	17.62
(% change compared to base due to sensitivity)	7.9%	-5.5%	3.8%	-3.2%
Mortality Rate (- / + 10%)	31.78	31.76	18.20	18.19
(% change compared to base due to sensitivity)	0.0%	0.0%	0.0%	0.0%

**ix. Asset Liability Matching Strategies**

The Company has purchased Insurance policy, which is basically a year-on-year cash accumulation plan in which the interest rate is declared on yearly basis and is guaranteed for a period of one year. The insurance Company, as part of the policy rules, makes payment of all gratuity outgoes happening during the year (subject to sufficiency of funds under the policy). The policy, thus, mitigates the liquidity risk. However, being a cash accumulation plan, the duration of assets is shorter compared to the duration of liabilities. Thus, the Company is exposed to movement in interest rate (in particular, the significant fall in interest rates, which should result in an increase in liability without corresponding increase in the asset).

**x. Effect of Plan on Entity's Future Cash Flows****(a) Funding arrangements and Funding Policy**

The Company has purchased an insurance policy to provide for payment of gratuity to the employees. Every year, the insurance company carries out a funding valuation based on the latest employee data provided by the Company. Any deficit in the assets arising as a result of such valuation is funded by the Company.

**(b) Expected Contribution during the next annual reporting period**

The Company's best estimate of Contribution during the next year is ₹ 35.25 lakhs (as at 31st March, 2019 ₹ 18.74 lakhs).

**(c) Maturity Profile of Defined Benefit Obligation**

Weighted average duration (based on discounted cashflows) - 12 years.

Expected cash flows over the next (valued on undiscounted basis):	(₹ in Lakhs)
1 year	1.46
2 to 5 years	8.19
6 to 10 years	11.61
More than 10 years	61.04

xi. The Company has defined benefit plans for Gratuity to eligible employees, the contributions for which are made to Life Insurance Corporation of India who invests the funds as per Insurance Regulatory Development Authority guidelines.

The discount rate is based on the prevailing market yields of Government of India securities as at the balance sheet date for the estimated term of the obligations.

The expected contributions for Defined Benefit Plan for the next financial year will be in line with FY 2018-19.

The actuarial liability for compensated absences including sick leaves as at the year ended 31st March, 2020 is ₹ 30.04 Lakhs (as at 31st March, 2019 ₹ 18.18 Lakhs). (For applicable assumptions refer note (vii)).

**Defined Contribution Plan**

Contribution to Defined Contribution Plans for the year is as under :

	For the year ended 31st March, 2020 (₹ in Lakhs)	For the year ended 31st March, 2019 (₹ in Lakhs)
Employer's Contribution to Provident Fund	18.62	15.60

**40 Related party transactions**

The Management has identified the following entities as related parties of the company for the year ended 31st March, 2020 for the purpose of reporting as per Accounting Standard 24 - Related Party Disclosure which are as under:

**(a) List of related parties and relationship**

<b>Entities with joint control of, or significant influence over the Parent Company</b>	:	S. B. Adani Family Trust (SBAFT) Adani Trading Services LLP Adani Properties Private Limited Universal Trade and Investments Limited
<b>Immediate Holding Company</b>	:	Adani Green Energy Limited
<b>Fellow Subsidiary Companies (with whom transactions done)</b>	:	Adani Green Energy (Tamilnadu) Limited Parampulya Solar Energy Private Limited Rosepetal Solar Energy Private Limited Prayatna Developers Private Limited Kodungal Solar Parks Private Limited Adani Green Energy (MP) Limited Gaya Solar (Bihar) Private Limited Kilaj Solar (Maharashtra) Private Limited Adani Renewable Energy Park Limited
<b>Entities under common control (with whom transactions are done)</b>	:	Adani Saur Urja (KA) Limited Adani Infra (India) Limited Adani Infrastructure Management Service Limited Adani Power Jharkhand Limited Wardha Solar (Maharashtra) Private Limited Adani Enterprises Limited Mundra Solar PV Limited Adani Power Limited Adani Renewable Energy Park Rajasthan Limited Adani Renewable Energy (RJ) Limited Adani Global DMCC Adani Global FZE Adani Power Maharashtra Limited Adani Green Energy Six Limited Prayagraj Water Private Limited Ramnad Renewable Energy Limited Adani Logistics Limited Bilaspur Pathrapali Road Private Limited Prayagraj Water Private Limited Adani Power Rajasthan Limited Adani Wind Energy (TN) Limited Adani Green Energy Eighteen Limited Aravali Transmission Service Company Limited
<b>Key Management Personnel</b>	:	Raj Kumar Jain, Director Ajith Kannissery, Director Ashish Garg, Director (upto 22nd November, 2019) Ankit Shah, Director Nayna Gadhvi, Independent Director Krishnakumar Mishra, Independent Director

**Terms and conditions of transactions with related parties**

Outstanding balances of related parties at the year-end are unsecured. There have been no guarantees received for any related party receivables or payables. Transaction entered into with related party are made on terms equivalent to those that prevail in arm's length transactions.

**Notes:**

The names of the related parties and nature of the relationships where control exists are disclosed irrespective of whether or not there have been transactions between the related parties. For others, the names and the nature of relationships is disclosed only when the transactions are entered into by the Company with the related parties during the existence of the related party relationship.



40b. Transactions With Related Parties

			(₹ in Lakhs)	
Sr No.	Nature of Transaction	Related Party	For the year ended 31st March, 2020	For the year ended 31st March, 2019
1	Loan Taken	Adani Green Energy Limited	52,570.95	23,217.96
		Parampujya Solar Energy Private Limited	8,011.65	11,115.90
		Prayatna Developers Private Limited	3,184.87	-
		Adani Properties Private Limited	-	11,950.00
2	Loan Given	Gaya Solar (Bihar) Private Limited	14,590.00	-
		Adani Green Energy Sbx Limited	1,290.00	-
		Kilaj Solar (Maharashtra) Private Limited	21,900.00	-
		Adani Saur Urja (KA) Limited	2,600.00	-
3	Loan Received Back	Gaya Solar (Bihar) Private Limited	14,590.00	-
		Kilaj Solar (Maharashtra) Private Limited	21,900.00	-
		Adani Saur Urja (KA) Limited	2,600.00	-
4	Loan Repaid Back	Adani Green Energy Limited	42,077.09	47,767.38
		Adani Infra (India) Limited	-	2,256.37
		Parampujya Solar Energy Private Limited	3,800.00	-
		Adani Properties Private Limited	-	12,297.68
5	Interest Expense on Loan	Adani Green Energy Limited	4,065.89	4,150.79
		Adani Infra (India) Limited	-	52.72
		Parampujya Solar Energy Private Limited	1,332.99	48.78
		Prayatna Developers Private Limited	217.67	-
6	Perpetual Securities (Borrowings)	Adani Properties Private Limited	-	336.12
		Adani Properties Private Limited	-	7,600.19
7	Advance Received Back (Land)	Parampujya Solar Energy Private Limited	-	190.00
8	Advance Repaid Back (Land)	Parampujya Solar Energy Private Limited	-	90.00
9	Other Balances Transfer From	Adani Green Energy Limited	0.54	12.13
		Adani Infra (India) Limited	-	1.00
		Adani Infrastructure Management Service Limited	1.00	6.00
		Adani Power Jharkhand Limited	-	3.50
		Adani Green Energy (MP) Limited	-	13.97
		Parampujya Solar Energy Private Limited	-	4.48
		Adani Renewable Energy Park Limited	0.06	-
		Adani Renewable Energy Park Rajasthan Limited	0.07	-
		Prayagraj Water Private Limited	0.90	-
10	Other Balances Transfer To	Wardha Solar (Maharashtra) Private Limited	1.14	3.10
		Adani Green Energy Limited	-	106.23
		Adani Enterprises Limited	-	7.23
		Adani Infra (India) Limited	-	4.10
		Mundra Solar PV Limited	-	0.84
		Prayatna Developers Private Limited	0.50	0.06
		Adani Power Limited	0.40	-
		Wardha Solar (Maharashtra) Private Limited	14.26	0.22
		Aravali Transmission Service Company Limited	0.42	-
		Adani Infrastructure Management Service Limited	-	6.07
		Adani Power Jharkhand Limited	-	4.01
		Adani Renewable Energy Park Rajasthan Limited	-	0.14
11	Sale of Goods	Parampujya Solar Energy Private Limited	1.19	2.94
		Adani Green Energy Limited	-	17.02
		Adani Green Energy (MP) Limited	-	15.22
		Prayatna Developers Private Limited	15.57	-
		Adani Renewable Energy (RJ) Limited	44.33	19.44
		Kodangal Solar Parks Private Limited	15.40	-
12	Sale of Asset	Wardha Solar (Maharashtra) Private Limited	-	0.96
		Adani Green Energy (MP) Limited	190.37	106.82
		Gaya Solar (Bihar) Private Limited	-	7.44
		Kilaj Solar (Maharashtra) Private Limited	3.68	-
		Prayagraj Water Private Limited	8.60	-
		Adani Wind Energy (TN) Limited	1.59	-
		Adani Green Energy Eighteen Limited	4.67	-
13	Services Availed (Inclusive of repairs and maintenance of plant and equipment and legal and professional expenses)	Adani Green Energy Limited	2.01	-
		Adani Renewable Energy (RJ) Limited	-	2.45
14	Purchase of Asset	Adani Green Energy Limited	600.87	408.23
		Adani Infrastructure Management Service Limited	1,271.38	747.01
15	Purchase of Capital Goods	Parampujya Solar Energy Private Limited	0.78	-
		Wardha Solar (Maharashtra) Private Limited	0.86	-
16	Interest expense	Adani Global DMCC	-	5,163.65
		Adani Global FZE	-	17.23
		Adani Green Energy Limited	5.47	9,431.97
		Adani Power Maharashtra Limited	-	2.14
		Wardha Solar (Maharashtra) Private Limited	36.98	382.18
		Prayatna Developers Private Limited	0.51	107.51
		Parampujya Solar Energy Private Limited	52.85	396.89
		Mundra Solar PV Limited	496.67	3,824.26
17	Director sitting fees	Adani Global DMCC	246.94	2,327.36
		Mundra Solar PV Limited	-	284.57
18	Director sitting fees	Krishnakumar Chhaganlal Mishra	0.65	-
		Nayna K Gadhvi	0.51	-

Prayatna Developers Private Limited, Parampujya Solar Energy Private Limited and Adani Green Energy (UP) Limited are jointly and severally liable for Secured Rupee Term Loan of ₹ 1,04,990.45 lakhs and Senior Secured USD Bonds of ₹ 3,78,350.00 outstanding as at 31st March 2020.

**40c. Balances With Related Parties**

Sr No.	Type of Balance	Related Party	As at 31st March, 2020	As at 31st March, 2019
1	Borrowings (Loan)	Adani Green Energy Limited Prayatna Developers Private Limited Parampujya Solar Energy Private Limited	45,119.00 3,184.87 15,327.55	34,625.14 - 11,115.90
2	Loans & Advances given	Adani Green Energy (Six) Limited	1,290.00	-
3	Borrowings (Perpetual Securities)	Adani Properties Private Limited	7,600.19	7,600.19
4	Interest Accrued and Due Payable	Adani Enterprises Limited	-	3.45
5	Accounts Payables (Inclusive of Provisions, Trade Payable, Capital Creditors and Advance from Customers)	Adani Enterprises Limited Adani Global DMCC Adani Logistics Limited Wardha Solar (Maharashtra) Private Limited Parampujya Solar Energy Private Limited Prayatna Developers Private Limited Adani Infrastructure Management Service Limited Adani Renewable Energy Park Rajasthan Limited Adani Green Energy Limited Adani Infra (India) Limited Adani Power Jharkhand Limited Adani Power Limited Aravali Transmission Service Company Limited Mundra Solar PV Limited	- 1,106.04 - 962.43 - - 54.06 - 622.18 - - - 0.42 15.09	6.20 37,793.98 12.42 - 141.82 1.06 460.51 0.14 3,656.36 3.10 0.51 - - 292.60
6	Accounts Receivables (Inclusive of Capital advance and advance for supply of goods and services)	Prayatna Developers Private Limited Adani Green Energy (MP) Limited Kila Solar (Maharashtra) Private Limited Parampujya Solar Energy Private Limited Prayagraj Water Private Limited Adani Wind Energy (TN) Limited Adani Green Energy Eighteen Limited Adani Power Rajasthan Limited Wardha Solar (Maharashtra) Private Limited Gaya Solar (Bihar) Private Limited Adani Renewable Energy Park Rajasthan Limited Kodungal Solar Parks Private Limited	17.72 - 8.60 2.21 0.90 4.95 2.01 - - 4.09 0.07 -	- 27.86 - - - - - 3.88 21.25 - - 1.13

**41 Due to micro, small and medium enterprises**

On the basis of the information and records available with management, outstanding dues to the Micro and Small enterprise as defined in the MSMED Act, 2006 are disclosed as below.

Particulars	As at 31st March, 2020 (₹ In Lakhs)	As at 31st March, 2019 (₹ In Lakhs)
Principal amount remaining unpaid to any supplier as at the year end,	338.62	41.68
Interest due thereon	-	-
Amount of interest paid by the company in terms of section 16 of the MSMED, along with the amount of the payment made to the supplier beyond the appointed day during the accounting	-	-
Amount of interest due and payable for the period of delay in making payment (which have been paid but beyond the appointed day during the period) but without adding the interest specified	-	-
Amount of interest accrued and remaining unpaid at the end of the accounting year.	-	-
Amount of further interest remaining due and payable even in succeeding years.	-	-

The disclosure in respect of the amount payable to enterprises which have provided goods and services to the company and which qualify under the definition of micro and small enterprises, as defined under Micro, Small and Medium Enterprises Development Act, 2006 has been made in the Financial statement as at 31st March, 2020 based on the information received and available with the entities of company.

**42 Contract balances:**

(a) The following table provides information about receivables, contract assets and contract liabilities from the contracts with customers.

Particulars	As at 31st March, 2020 (₹ In Lakhs)	As at 31st March, 2019 (₹ In Lakhs)
Trade receivables (refer note 10)	5,834.74	3,094.36
Contract assets - Unbilled revenue (refer note 14)	2,490.62	2,044.16

The contract assets primarily relate to the Company's right to consideration for work completed but not billed at the reporting date. The contract assets are transferred to receivables when the rights become unconditional. This usually occurs when the Company issues an invoice to the Customer. The contract liabilities primarily relate to the advance consideration received from the customers. The Company does not have any remaining performance obligation for sale of goods.

(b) Significant changes in contract assets and liabilities during the period:

Particulars	For the year ended 31st March, 2020 (₹ In Lakhs)	For the year ended 31st March, 2019 (₹ In Lakhs)
Contract assets reclassified to receivables	2,044.16	1,127.51
<b>Reconciliation the amount of revenue recognised in the statement of profit and loss with the contracted price:</b>		
Particulars	For the year ended 31st March, 2020 (₹ In Lakhs)	For the year ended 31st March, 2019 (₹ In Lakhs)
Revenue as per contracted price	24,502.75	17,395.79
<b>Adjustments</b>		
Discounts	223.45	157.09
<b>Revenue from contract with customers</b>	<b>24,279.29</b>	<b>17,238.70</b>

- 43** During the previous year, the Company has converted the loan of ₹ 7,600.19 Lakhs from Adani Properties Private Limited (APPL) into Unsecured Perpetual Debt. This debt is perpetual in nature with no maturity or redemption and is repayable only at the option of the borrower. The distribution on this debt is cumulative and at the discretion of the borrower at the rate of 10.50% p.a. where the borrower has an unconditional right to defer the same. As this debt is perpetual in nature and ranked senior only to the Share Capital of the borrower and the borrower does not have any redemption obligation, this is considered to be in the nature of equity instruments. This Unsecured Perpetual Debt have been presented as Instruments entirely equity in nature.

	As at 31st March, 2020 (₹ In Lakhs)	As at 31st March, 2019 (₹ In Lakhs)
<b>Unsecured Perpetual Debt</b>		
At the beginning of the year	7,600.19	-
Add: Issued during the year	-	7,600.19
Less: Redeemed during the year	-	-
Outstanding at the end of the year	<b>7,600.19</b>	<b>7,600.19</b>

- 44** The Company has refinanced its earlier borrowings through issuance of secured senior notes (US\$ denominated bonds) and rupee term loans from a bank and financial institutions. On account of such refinancing activities, the Company has incurred a onetime expense aggregating to ₹ 2,621.49 Lakhs. These expenses comprises of prepayment charges, unamortized portion of other borrowing cost related to earlier borrowings and cost of premature termination of derivative contracts. The same are treated as exceptional items in the financial statements.

- 45** On 20th September, 2019, vide the Taxation Laws (Amendment) Ordinance, 2019 ('the Ordinance'), the Government of India inserted Section 115BAA in the Income Tax Act, 1961 which provides domestic companies a non-reversible option to pay corporate tax at reduced rates effective 1st April, 2019, subject to certain conditions. The Company has decided to opt for the reduced corporate tax rates effective from 1st April, 2019. Accordingly, the Company has recognised Provision for Income Tax and has re-measured its deferred taxes as per the provisions of the Ordinance. This has resulted in a reduction of deferred tax assets by ₹ 454.47 Lakhs on account of remeasurement of deferred tax assets as at 31st March, 2019.

- 46 Due to outbreak of COVID-19 globally and in India, the Company's management has made initial assessment of impact on business and financial risks on account of COVID-19 and believes that the impact is not significant. The management does not see any risks in the Company's ability to continue as a going concern and meeting its liabilities as and when they fall due.  
MNRE has issued office memorandum dated 1st April, 2020 stating the regular payment to be made to Renewable Energy Generating Stations. Further, MNRE has issued office memorandum dated 4th April, 2020 stating that Renewable Energy Generating Stations should be "MUST RUN" and should not be curtailed in lockdown due to COVID-19. Hence, the Company is not seeing any impact in revenue except normal seasonality impact.
- 47 The Company has revised the method of charging depreciation and amortisation on Property, Plant and Equipment and Intangible assets from written down value method to straight line method, with effect from 1st April, 2019. Consequently, depreciation and amortisation expenses for the year ended on 31st March, 2020 is lower by ₹ 9,359.86 Lakhs. Hence, depreciation and amortisation expenses are not comparable with previous year.
- 48 The Company's activities during the year revolve around renewable power generation. Considering the nature of Company's business, as well as based on reviews by the chief operating decision maker to make decisions about resource allocation and performance measurement, there is only one reportable segment in accordance with the requirements of Ind AS - 108 - 'Operating Segments', prescribed under Companies (Indian Accounting Standards) Rules, 2015. As the Company's all revenue is from domestic sales, no separate geographical segment is disclosed.
- 49 **Events occurring after the Balance sheet Date**  
The Company evaluates events and transactions that occur subsequent to the balance sheet date but prior to the approval of financial statements to determine the necessity for recognition and/or reporting of any of these events and transactions in the financial statements. There are no subsequent events to be recognized or reported that are not already disclosed.
- 50 Previous year figures have been regrouped and rearranged wherever necessary to conform to this year's classification.
- 51 **Approval of financial statements**  
The financial statements were approved for issue by the board of directors on 2nd May, 2020.

The notes referred above are an integral part of these financial statements.

In terms of our report attached

For Dharmesh Parikh & Co.

Chartered Accountants


Firm Registration Number : 112054W

Gothi Kantilal  
Govabhai

Kanti Gothi  
Partner  
Membership No. 127664


Place : Ahmedabad  
Date : 2nd May, 2020

For and on behalf of board of directors  
ADANI GREEN ENERGY (UP) LIMITED



Raj Kumar Jain  
Director  
DIN:- 07414460

Place : Ahmedabad  
Date : 2nd May, 2020



Ankit Shah  
Additional Director  
DIN:- 08615210